

## **AUSSIE LEGENDS**

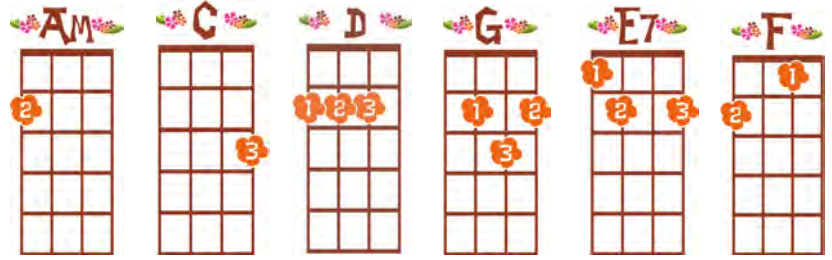
1. **Alone With You**
2. **All My Friends Are Getting Married**
3. **Am I Ever Gonna See Your Face Again**
4. **Are You Old Enough**
5. **Better Be Home Soon**
6. **Big Jet Plane**
7. **Black Fella White Fella**
8. **Bye Bye Baby Goodbye**
9. **Capricorn Dancer**
10. **Don't Change**
11. **Down Under**
12. **Fire & The Flood**
13. **Flame Trees**
14. **Friday On My Mind**
15. **It's A Long Way To The Top**
16. **Love Is In The Air**
17. **My Island Home**
18. **Oh No Not You Again**
19. **Solid Rock**
20. **The Nips Are Getting Bigger**
21. **To Her Door**
22. **Under The Milky Way**

# Alone with You

By The Sunnyboys

Intro: Finger picking bottom 3 strings for 4 counts then **D** for 16 down strums

Strum: **D du D du D du D du**



**(Am)** We can **(C)** lock a **(D)** way the bad **(G)** memories to **(Am)** gether **(C)** **(D)** **(E7)**

**(Am)** Close the **(C)** doors to the **(D)** past **(G)** for **(Am)** ever **(C)** **(D)** **(E7)**

**(F)** Watching you **(G)** touch **(F)** we're past this **(G)** much [Island Strum x 1 each chord]

I'm **(Am)** alone with **(C)** you to **(D)** nig **(E7)** ht

I'm **(Am)** alone with **(C)** you to **(D)** nig **(E7)** ht

I'm **(Am)** alone with **(C)** you to **(D)** night..... **(E7)** [Island Strum x 2 for last two chords]

**(Am)** I can't **(C)** always re **(D)** member **(G)** what I **(Am)** say **(C)** **(D)** **(E7)**

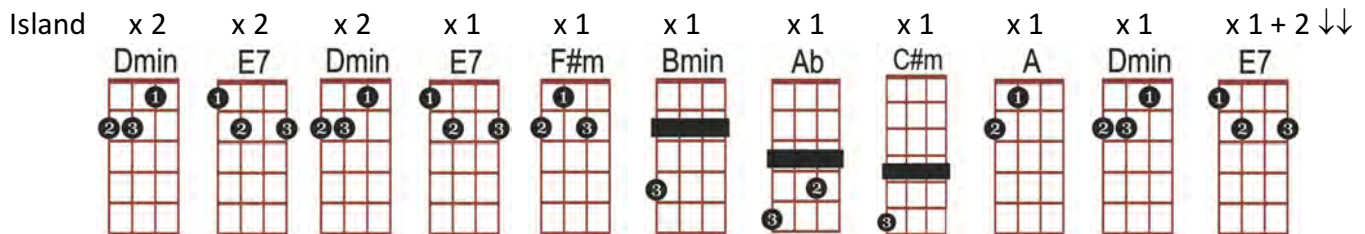
**(Am)** I can't **(C)** always **(D)** take it **(G)** having to **(Am)** pay **(C)** **(D)** **(E7)**

**(F)** Watching you **(G)** walk **(F)** you know you're **(G)** really attractive [Island Strum x 1 each]

I'm **(Am)** alone with **(C)** you to **(D)** nig **(E7)** ht

I'm **(Am)** alone with **(C)** you to **(D)** nig **(E7)** ht

I'm **(Am)** alone with **(C)** you to **(D)** night..... **(E7)** [Island Strum x 2 for last two chords]



**(Am)** I know it's **(C)** hard **(D)** **(G)** when you have **(Am)** tried **(C)** **(D)** **(E7)**

When the **(Am)** conver **(C)** sation's **(D)** terror **(G)** you have **(Am)** tied **(C)** **(D)** **(E7)**

**(F)** Making out you **(G)** still don't know **(F)** All I have is alcohol to **(G)** let me go (Island x 1 each)

I'm **(Am)** alone with **(C)** you to **(D)** nig **(E7)** ht

I'm **(Am)** alone with **(C)** you to **(D)** nig **(E7)** ht

I'm **(Am)** alone with **(C)** you to **(D)** night..... **(E7)** (Island Strum x 2 for last two chords)

**(Dm)** **(E7)** **(Dm)** **(E7)** [Island Strum x 2 for each]

**(Z chords)** I'm alone with you [repeat x 4]

I'm a **(Am)** lone with **(C)** you to **(D)** nig **(E7)** ht [repeat x 3]

(slowing down for last line)

Well I'm a **(Am)** lone with **(C)** you to **(D)** nig **(E7)** ht ye-e- **(Am)** x 1 eah

**(C)** **(D)** **(E7)** **(Am)** (one strum on each – vibrato on end)

# All My Friends Are Getting Married

## Skyhooks

Strum = Island

[C] [G] [Am] [Am] [Dm] [G]↓ [G]↓ [C]\* [C]



\* pick C scale descending, on second beat

A 3 2 0  
E 3 1 0  
C 2 0

### Chorus

Well [C] all my [G] friends are getting [Am] married [Am]

[C] Yes, they're [G] all growing [Am] old [Am]

[C] They're all staying [G] home on the [Am] weekends [Am]

[Dm] They're all doing [G]↓ what [G]↓ they're [C] told [C]

### Verse 1

Well I [C] looked into the [G] crowd [F]↓ [G]↓ the [C] other night [C] (↓↓ or du du)

And I [C] saw an [Em] old fam-[G]↓-il-[Em]↓-iar [G] face [G]

He [C] said "How [G] are you [F]↓ do-[G]↓-ing, [C] Shirl my boy?" [C]

He said, [C] "Tell me, are you [Em] playing the [G]↓ same [Em]↓ old [C]\* place [G]

I [C] asked him [G] [F]↓ all [G]↓ a-[C]-bout himself [C]

And he [C] said that he was [Em] married [G]↓ with [Em]↓ a [G] kid [G]

[C] Showed me a [G] picture [F]↓ [G]↓ [C] of his wife [C]

And we [C] talked about [Em] all those [G]↓ things [Em]↓ we [C]\* did [G]

\* pick riff below on the beat (start straight on the G chord)

A 2 0  
E 3 1 0 0  
C 2 2

### Chorus

Well [C] all my [G] friends are getting [Am] married [Am]

[C] Yes, they're [G] all growing [Am] old [Am]

[C] They're all staying [G] home on the [Am] weekends [Am]

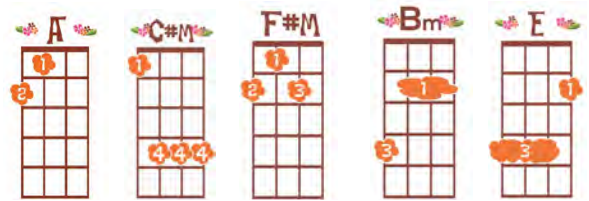
[Dm] They're all doing [G]↓ what [G]↓ they're [C]↓ told

(drums then Instrumental/key change)

## Instrumental

[A] [C#m] [F#m] [F#m] x 3

[Bm] [E]↓↓ [A]↓



## Verse 2

(see chord inversion options in video)

Well [C] sometimes I [G] feel [F]↓ [G]↓ like I'm [C] left behind [C] (you're always left behind)

And [C] sometimes I [Em] feel like I [G]↓ just [Em]↓ left [G]\* school [G]

[C] Wonder [G] if I'll [F]↓ [G]↓ ever [C] grow up [C] (why don't you grow up)

[C] Maybe [Em] I'm the [G]↓ on-[Em]↓ -ly [G]\* fool [G] (ha ha ha ha ha ha ha ha)

## Chorus

Well [C] all my [G] friends are getting [Am] married [Am]

[C] Yes, they're [G] all growing [Am] old [Am]

[C] They're all staying [G] home on the [Am] weekends [Am]

[Dm] They're all doing [G]↓ what [G]↓ they're [C] told [C]

## Verse 3

[C] But I'm all [G] caught up with this [Am] magic [Am]

[C] Yes I'm all [G] caught up with this [Am] fun [Am]

[C] I'm all [G] caught up with this [Am] music [Am], whoa whoa

[Dm] Maybe I'll [G]↓ never [G]↓ have a [C] son, whoa whoa whoa whoa

[Dm] Maybe I'll [G]↓ never [G]↓ have a...

## Chorus (key change to A)

[A] all my [C#m] friends are getting [F#m] married (Oh the time has come)

[A] Yes, they're [C#m] all growing [F#m] old (Oh yes they're all growing old)

[A] They're all staying [C#m] home on the [F#m] weekends (I just wanna be here alone on my own)

[Bm] They're all doing [E]↓ what [E]↓ they're [A] told (Oh yes they're growing old)

[Bm] They're all doing [E]↓ what [E]↓ they're [A] told (Yes I wanna settle down)

[Bm] They're all doing [E]↓ what [E]↓ they're [A] told (but I don't wanna get pushed around)

[Bm] They're all doing [E]↓ what [E]↓ they're [A]↓\* told

\* pick riff below on second beat)

A 12 11 9

E 12 10 9

C 11 9

# Am I Ever Gonna See Your Face Again


By The Angels



**INTRO: Lead Riff (Ukes play G↓ D↓, G↓, D↓)**

**Then strum: This and That (for rock) or D duD duD dududu (country)**

**[D] Vamp (first note to sing A)**



## VERSE 1

**[D]** Went down to Santa Fe, where Renior paints the walls,  
Described you clearly, but the sky began to fall.

## CHORUS

Am I **[G]** ever gonna see your face a**[D]**gain?  
Am I **[G]** ever gonna see your face a**[D]**gain?

## VERSE 2

**[D]** Trams, cars and taxis like a wax-works on the move  
Carry young girls past me, but none of them are you.

## CHORUS

## BRIDGE

**[A]** Without you near me, I **[G]** got no place to **[D]** go  
**[A]** Wait at the bar, **[G]** Maybe you might show.

## CHORUS

## VERSE 3

**[D]** I've got to stop these tears, that's falling from my eye. Go  
walk out in the rain so no one sees me cry.

## CHORUS

## BRIDGE

**[A]** Can't stop the memory, That goes **[G]** climbing through my **[D]** brain  
**[A]** I get no answers, Though the **[G]** questions still remain.

## CHORUS x 2

**OUTRO: Lead Riff (Ukes play this and that or country G, D, G, D↓)**



# Are You Old Enough

Dragon

Strum = Island (emphasis on 2 & 4: d Du uDu d Du uDu)



[D] [A] [C] [G]

## Verse 1

[D] Ten years in the [A] jailer's eye


And I'm [C] thinkin' bout my baby

[G] Lookin' at my life go [D] by [A] [C] [G]

[D] Fallin' in the [A] streets of Rome

And I'm [C] laughin' at the poor man

[G] Talkin' to the blind [D] man [A] [C] [G]




## Pre-Chorus

[Bm] See the lady in the [G] street car light [Ahhh, ah]

[Bm] Colour a la tou- [G] -louse [Ahhh, ah]

[Bm] Television and a [G] red, red wine [Ahhh, ah]

[Em] Won't you tell me [A] won't you tell me the [D]\* ↓↓ truth



(\*Start picking chords on last [D]: up and down C, E, A strings twice each chord and continue over chorus)

## Chorus

Are you [A] old enough [C] Are you [G] old enough

[D] Are you [A] old enough [C] Are you [G]\* old enough (\* bass and drums start)

(Picking continues, strummers start)

[D] Are you [A] old enough, oo-oo-oo [C] Are you [G] old enough for love

[D] [A] [C] [G] (Riff 1 over the top of these chords and first two lines below)

## Verse 2

[D] Time goes and [A] here we stand [C] Laughin' at the sideshow

[G] Sinkin' in the quicksand [D] [A] [C] [G]

[D] The other side of a- [A] -nother world [C] Scratch my back go the

[G] Coloured girls [D] yeah [A] oh [C] yeah [G]

## Riff 1:

	D		A		C		G
A			0	0	2	0	
E	2	0	2		3		3 2 2 3
C							2
G							

**Pre-Chorus** (exactly same as p1 – start picking on the D leading into Chorus)

**[Bm]** I just wanted to **[G]** kiss someone [Ahhh, ah]

**[Bm]** I've got the moon dog **[G]** blues [Ahhh, ah]

**[Bm]** You just happened to be **[G]** standing there [Ahhh, ah]

**[Em]** So won't you tell me **[A]** won't you tell me the **[D]\*** truth

### Chorus

Are you **[A]** old enough **[C]** Are you **[G]** old enough

**[D]** Are you **[A]** old enough **[C]** Are you **[G]** old enough

(Everyone strum)

**[D]** Are you **[A]** old enough, oo-oo-oo **[C]** Are you **[G]** old enough for love

**[D] [A] [C] [G]** (Riff 1 over the top of these chords)

**[D] [A] [C] [G]** (Riff 2 over the top of these chords) x 2 [second time sing Ahhh ah, Ahhh ah]

**Pre-Chorus** (pinching all 4 strings or little down strums)

**[Bm]** See the lady in the **[G]** street car light

**[Bm]** Colour a la tou- **[G]** -louse

**[Bm]** Television and a **[G]** red, red wine

**[Em]** ↓ So Won't you tell ↓ me **[A]** ↓ won't you tell me ↓ the **[D]\*** truth (\*normal strum/singing)

**Outro** (slow down last line)

[Ten years in the jailer's eye and I'm thinkin' bout my baby, lookin' at my life go by-aye]

Are you **[A]** old enough **[C]** Are you **[G]** old enough

**[D]** Are you **[A]** old enough, oo-oo-oo **[C]** Are you **[G]** old enough

[Ten years in the jailer's eye and I'm thinkin' bout my baby, lookin' at my life go by-aye]

**[D]** Are you **[A]** old enough **[C]** Are you **[G]** old enough

**[D]** Ten years in the **[A]** jailer's eye, And I'm **[C]** thinkin' bout my baby

**[G]** Lookin' at my life go **[D]** by

[Ten years in the jailer's eye and I'm thinkin' bout my baby, lookin' at my life, for love]

Are you **[A]** old enough **[C]** are you **[G]** old enough for **[D]** ↓ love.

**Riff 2:**

	<b>D</b>		<b>A</b>		<b>C</b>		<b>G</b>		<b>D</b>		<b>A</b>		<b>C</b>		<b>G</b>				
<b>A</b>	0		0		0		0		0		0		0		0				
<b>E</b>																			
<b>C</b>	2		2	1		1	0		0		2		2	1		1	0		0
<b>Low G</b>							4		4							4			4

# Better Be Home Soon

(CROWDED HOUSE)

Words and music by NEIL FINN

## VERSE 1

[C] Somewhere deep in [Am] side,  
Something's got a [Em7] hold on you. [G]  
And it's [C] pushing me a [Am] side,  
See it stretch on for [Em7] ever. [G]

## CHORUS

I know I'm [C] right, [C7]  
For the first time in [F] my life.  
That's why I [G7] tell you,  
You'd better be home [C] soon. [G7]

## VERSE 2

[C] Stripping back the [Am] coats,  
Of lies and de[Em7]ception. [G]  
[C] Back to nothing [Am]ness,  
Like a week in the [Em7] desert. [G]

## CHORUS

I know I'm [C] right, [C7]  
For the first time in [F] my life.  
That's why I [G7] tell you,  
You'd better be home [C] soon. [Em7]

## BRIDGE

[Bb] So don't say [D] no, don't say [G] nothing's wrong, <sup>x 1</sup>  
[Bb] 'Cause when you get back [A7] home, maybe I'll be [D] gone. <sup>x 1</sup>

## INSTRUMENTAL

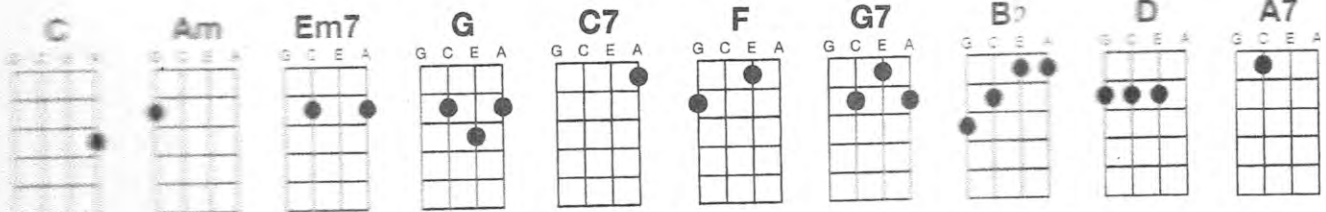
[C] [Am] [Em7] [G]  
[C] [Am] [Em7] [G] x 2

## VERSE 3

[C] It would cause me [Am] pain,  
If we were to [Em7] end it. [G]  
[C] But I could start a [Am] gain,  
You can de[Em7]pend on it. [G]

## CHORUS

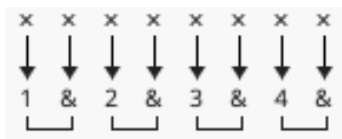
I know I'm [C] right [C7],  
For the first time in [F] my life.  
That's why I [G7] tell you,  
You'd better be home [Am] soon [D] oh o o,  
That's why I [F] tell you, [G7] ↓  
You'd better be home [C] soon. ↓



© Copyright Kobalt Music Publishing Australia Pty Ltd  
All print rights administered in Australia and New Zealand by Sasha Music Publishing  
The published edition © Copyright Sasha Music Publishing, a division of All Music Publishing & Distribution Pty Ltd  
ACN 147 390 814 www.ampd.com.au  
All Rights Reserved. Unauthorised Reproduction is illegal.



# Big Jet Plane Angus & Julia Stone



Strum 1:



Strum 2:

Intro: Strum 1: [C] [Am] [Em] [G] x 2 [Riff 1 over top, starting on beat 2]

## Strum 1

She said [C] hello mister, [Am] pleased to meet ya [Em]

[C] I wanna hold her, [Am] I wanna kiss her [Em]

[C]\* She smelled of daisies, [Am] she smelled of daisies [Em]

[C] She drive me crazy, [Am] she drive me crazy [Em] [G]

[C]\*\* Gonna take her on a [Am] ride on a big jet [Em] plane

[C] Gonna take her on a [Am] ride on a big jet [Em] plane [G]

Yeah [C] hey<sup>1</sup>, [Am] yeah [Em] hey [G]

## Strum 2

[C]\*\*\* Be my lover, [Am] my lady river [Em]

[C] But can I take ya, [Am] take ya higher? [Em]

[C]\*\* Gonna take her on a [Am] ride on a big jet [Em] plane

[C] Gonna take her on a [Am] ride on a big jet [Em] plane [G]

[C] Gonna take her on a [Am] ride on a big jet [Em] plane

[C] Gonna take her on a [Am] ride on a big jet [Em] plane [G]

Yeah [C] hey<sup>1</sup>, [Am] yeah [Em] hey [G] Yeah [C] hey, [Am] yeah [Em] hey [G]

[F] ↓ Gonna hold ya, [Em] ↓ gonna kiss ya in [Am] my arms (*dudududu dudududu*)

[F] ↓ Gonna take ya, [Em] ↓ away from [Am] harm (*dudududu dudududu*)

[F] ↓ Gonna hold ya, [Em] ↓ gonna kiss ya in [Am] my arms (*dudududu dudududu*)

[F] (*dudududu*) Gonna take ya, [Em] (*dudududu*) away from [Am] harm (*dudududu dudududu*)

[C]\*\* Gonna take her on a [Am] ride on a big jet [Em] plane

[C] Gonna take her on a [Am] ride on a big jet [Em] plane [G] - Repeat

## Strum 1

Yeah [C] hey, [Am] yeah [Em] hey [G] Yeah [C] hey, [Am] yeah [Em] hey [G]

Yeah [C] ↓ hey!



Violin from here til end?????

### RIFF 1 (low G)

A  
E 3 0 3                    3 0 3                    3 0 3                    3 0 3  
C                    0                    2 0                    0                    2 0 0  
G                    4    4    4  
1 2 3 4 1 2 3 4 1 2 3 4 1 2 3 4 1 2 3 4 1 2 3 4 1 2 3 4 1 2 3 4

### RIFF 2\* (low G sounds better)

A    2  
E  
C 4                    2 0    4                    2 0    2  
G    4    4  
1 2 3 4 1 2 3 4 1 2 3 4 1 2 3 4 1 2 3 4 1 2 3 4 1 2 3 4 1 2 3 4

### CHORUS PICKING \*\*

Picking between C & E and E & A strings on each chord (slow first chorus; double time second)

A: 10-12-10-12-10-12-10-12

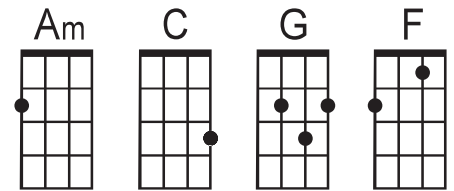
### RIFF 3\*\*\* (low G)

A    2  
E  
C 0                    0    0 0 0 0 0                    0    0 0 0 0  
G    4                    4 4 4 4    4                    4 4 4 4  
1 2 3 4 1 2 3 4 1 2 3 4 1 2 3 4 1 2 3 4 1 2 3 4 1 2 3 4 1 2 3 4 1 2 3 4

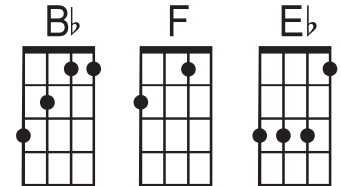
STRUM: D D DUDU on each chord

# BLACK FELLA WHITE FELLA Warumpi Band YOUTUBE

(Am) Black fella, (C) white fella,  
(G) yella fella, (F) any fella,  
(Am) It doesn't matter (C) what your colour,  
(G) As long as you (F) are true fella,



(Am) All the people (C) of different races,  
(G) Of different lives (F) in different places,  
(Am) It doesn't matter (C) what your name is,  
(G) We got to have (F) lots of changes,



(Am) We need more brothers (C) if we're to make it,  
(G) We need more sisters (F) if we're to save it,

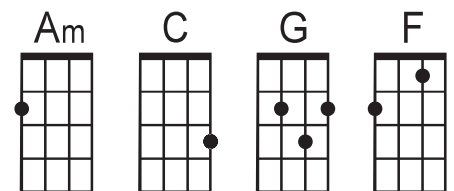
Strum: D D D D

D D D D

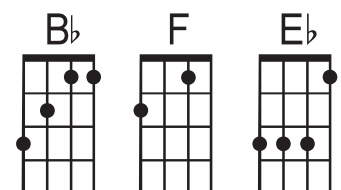
D D DUDU D D DUDU

(Bb) Are you the one who's gonna (F) stand up and be (Eb) counted?  
(Bb) Are you the one who's gonna (F) be there when we (Eb) shout it?  
(Bb) Are you the one who's always (F) ready with a helping (Eb) hand?  
(Bb) Are you the one who under (F) stands this family (Eb) plan?

(Am) Black fella, (C) white fella,  
(G) yella fella, (F) any fella,  
(Am) It doesn't matter (C) what your colour,  
(G) As long as you (F) are true fella,



(Am) All the people (C) of different races,  
(G) Of different lives (F) in different places,  
(Am) It doesn't matter (C) which religion,  
(G) It's all the same when the (F) ship is sinking,



(Am) We need more brothers (C) if we're to make it,  
(G) We need more sisters (F) if we're to save it,

Strum: D D D D

D D D D

D D DUDU D D DUDU

(Bb) Are you the one who's gonna (F) stand up and be (Eb) counted?  
(Bb) Are you the one who's gonna (F) be there when we (Eb) shout it?  
(Bb) Are you the one who's always (F) ready with a helping (Eb) hand?  
(Bb) Are you the one who under (F) stands this family (Eb) plan?  
(Bb) Stand up! (F) Stand up and be (Eb) counted.  
(Bb) Stand up! (F) Stand up and be (Eb) counted.

(Am) | (C) | (G) | (F) Repeat till you are are ready then (Am)



# Bye Bye Baby Goodbye

(COL JOYE AND THE JOY BOYS)

Words and music by FRANK MCNULTY

## INTRO

[C] until ready

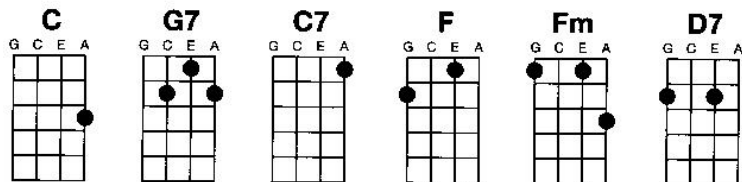
[C] Bye-bye bye-bye bye-bye baby goodbye.  
I gotta get a goin', bye bye bye baby good[G7]bye.  
[C] See you in the mornin' at the [C7] break of day,  
[F] Just a little kiss and I'll be [Fm] on my way,  
[C] Bye-bye bye-bye [G7] bye-bye baby good[C]bye.

[G7] I get so lonely when we're apart.  
I love you only so [D7 stop] don't you break my heart. [G7]

[C] Bye-bye bye-bye bye-bye baby goodbye.  
I gotta get a goin', bye bye bye baby good[G7]bye.  
[C] See you in the mornin' at the [C7] break of day,  
[F] Just a little kiss and I'll be [Fm] on my way,  
[C] Bye-bye bye-bye [G7] bye-bye baby good[C]bye.

[G7] I get so lonely when we're apart.  
I love you only so [D7] don't you break my heart. [G7]

[C] Bye-bye bye-bye bye-bye baby goodbye.  
I gotta get a goin', bye bye bye baby good[G7]bye.  
[C] See you in the mornin' at the [C7] break of day,  
[F] Just a little kiss and I'll be [Fm] on my way,  
[C] Bye-bye bye-bye [G7] bye-bye baby good[C]bye.  
[C] Mmmmmmmmmmmmm[G7]mm bye baby good[C]bye. [G7] [C]



© Copyright Southern Music Publ Co Inc.  
Permission granted via Music Sales Pty Ltd  
All Rights Reserved. Unauthorised Reproduction is Illegal.

# Capricorn Dancer

Richard Clapton

Strum = Island

**[B(sus)] [A(sus)] [B(sus)] [A(sus)] [Abm7] [F#m] [F#°7]**

## Verse 1

[E] Gypsies ride from wonderland

[EM7] I took my horses down to the sand

[A] Underneath a thousand miles of [Am] sky

[E] I watch the waves come tumblin' down

[EM7] And heard so many different sounds

[A] Cleared my head and eased my worried [Am] mind

## Chorus

[E] Capricorn dancer [F#m] I'm ridin' to shelter

[A] Show me a sign lead me [Am] on to the tropical [E] zone.

Bridge: **[B(sus)] [A(sus)] [Abm7] [F#m]**

## Verse 2

[E] Diamonds scattered out to sea

[EM7] The sun keeps laughin' down on me

[A] This crazy horse is tryin' to chase [Am] the wind

[E] I watch the waves come tumblin' down

[EM7] Hearin' all those different sounds

[A] Just clears my head and ease my worried [Am] mind.

## Chorus (Repeat)

[E] Capricorn dancer [F#m] I'm ridin' to shelter

[A] Show me a sign lead me [Am] on to the tropical [E] zone.

**[B(sus)]** La la la la **[A(sus)]** la da [E] ↓

## Instrumental (Single strum)

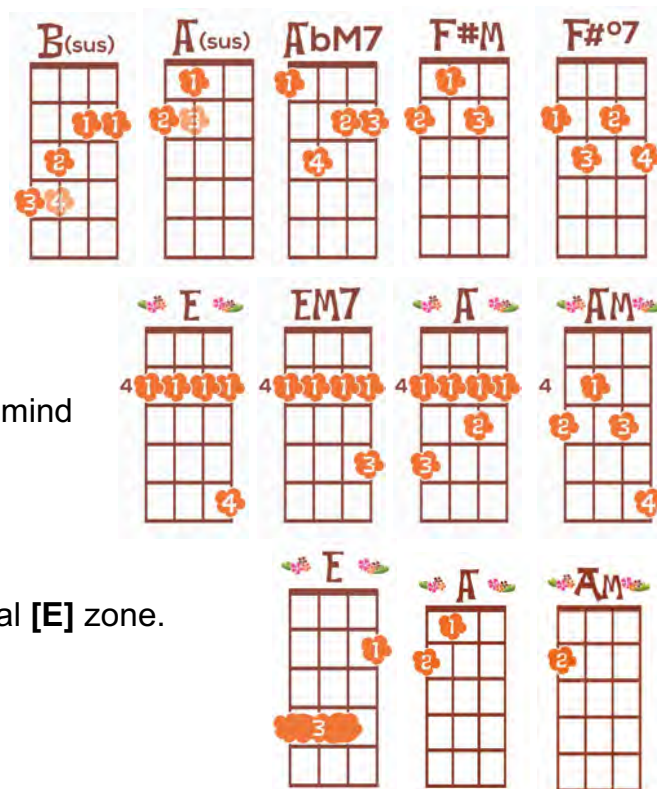
[C#m] ↓ do do do do do [Bm7] ↓ doo [C#m] ↓ do do do do do

[Bm7] ↓ doo [C#m] ↓ do do do do do [Bm7] ↓ dooo

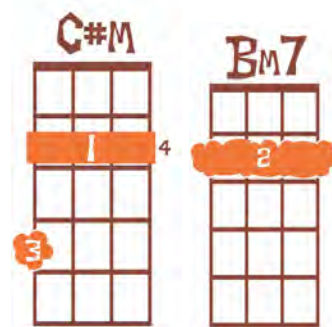
## Outro (back to Island)

[A] Ah, I see the [Abm7] water flow-ow-ow [F#m] Woh-oh-who-oh-oh [B] hey-yeah-aha

[A] Can you see that [Abm7] water flow-ow-ow [F#m] Ah-woh-oh-oh-oh [B] oh-yeah-aha [E] ↓




Alt Abm7



# Don't Change

By Inxs

**D Bm D D**  
*Lead Uke x 4 (D A B F# A E F#)*  
*[Ukes join in on 3<sup>rd</sup> time - strum this & that]*



## Verse 1 [Strum Island]

**(D)** I'm standing here on the ground  
**(Bm)** The sky above won't fall down  
**(Em)** See no evil **(G)** in all dir**(D)**ections

**(D)** Resolution of happiness *[uke picking notes: D C# B]*

**(Bm)** Things have been dark for too long *[uke picking notes: B A G]*

**(Em)** Don't change for **(G)** you, **(Em)** Don't change a **(G)** thing, for **(D)** me

**(Em)** Don't change for **(G)** you, **(Em)** Don't change a **(G)** thing, for **(D)** me

*[Island on Em, then shuffle G, Island D first time, then this & that ready for Bagpipes]*

## Bagpipes x 1

**D** (from above) **Bm D D**

## Verse 2

**(D)** I found a love I had lost *[uke picking notes: D C# B]*

**(Bm)** It was gone for too long *[uke picking notes: B A G]*

**(Em)** Hear no evil **(G)** in all dir**(D)**ections (directions)

**(D)** Executions of bitterness *[uke picking notes: D C# B]*

**(Bm)** Message received loud and clear *[uke picking notes: B A G]*

**(Em)** Don't change for **(G)** you, **(Em)** Don't change a **(G)** thing, for **(D)** me

**(Em)** Don't change for **(G)** you, **(Em)** Don't change a **(G)** thing, for **(D)** me

## Bagpipes x 2

**Repeat Verse 1 but end Don't Change for you etc x 3**

## Bagpipes x 2

Don't Change [Strum: Island]

**D x 2 A x 2 G x 4 D x 2 A x 2 G x 3 then d dududu) D↓**

# Down Under Men At Work

Strum: du-Xu du-Xu du-Xu du du

INTRO [Am] [G] [Am] [F] [G] [Am] [G] [Am] [F] [G]

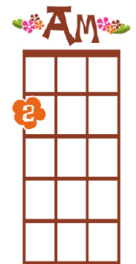
Riff: A: 7 5 3 0 0 3

7 5 3 0 0 3 7777 888 7 7

E: 3

3

8 8



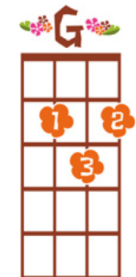
[Am] Travelling in a [G] fried-out Kombi [Am] [F] [G]

[Am] On a hippie [G] trail head full of [Am] zombie [F] [G]

[Am] I met a strange [G] lady she [Am] made me [F] nervous [G]

[Am] She took me [G] in and gave me [Am] breakfast

[F] And she [G] said

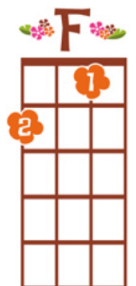


[C] Do you come from a [G] land down under? [Am] [F] [G]

[C] Where women [G] glow and men plunder? [Am] [F] [G]

[C] Can't you hear can't you [G] hear the thunder? [Am] [F] [G]

You [C] better run you [G] better take cover [Am] [F] [G]



## INTRO

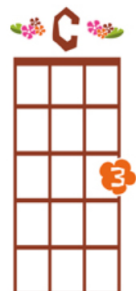
[Am] Buying bread from a man in [G] Brussels [Am] [F] [G]

He was [Am] six foot four [G] and full of [Am] muscles [F] [G]

[Am] I said Do you [G] speak my language? [Am] [F] [G]

[Am] He just smiled and [G] gave me a vegemite [Am] sandwich

[F] And he [G] said:



[C] I come from a [G] land down under [Am] [F] [G]

[C] Where beer does [G] flow and men chunder [Am] [F] [G]

[C] Can't you hear can't you [G] hear the thunder [Am] [F] [G]

You [C] better run you [G] better take cover [Am] [F] [G]

## INTRO

[Am] Lying in a [G] den in Bombay [Am] [F] [G]

[Am] With a slack [G] jaw, and not much [Am] to say [F] [G]

[Am] I said to the [G] man "Are you trying to [Am] tempt me [F] [G]

[Am] Because I come [G] from the land of [Am] plenty?" [F] And he [G] said

## CHORUS 1

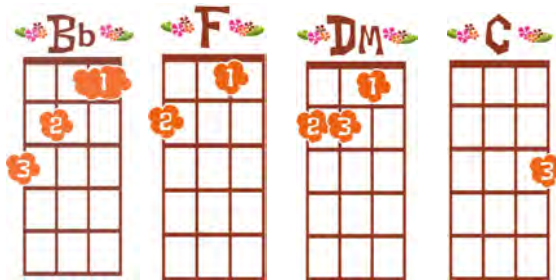
## INTRO

Finish on [C]

# Fire and the Flood

By Vance Joy

**INTRO:** [4 x Riff 1, continue throughout all verses]  
[F x 4] Single Thumb Strum



**VERSE 1** [*Solo singing; Thumb strum 2 per chord*]

[F] I was only walking through your neighbourhood

[F] Saw the light on honey; in the cold I stood

[Bb] Anywhere I go there you are

[F] Anywhere I go there you are

**VERSE 2** [*Bass starts; Single thumb strum; Harmonies start 3<sup>rd</sup> line*]

[F] I been getting used to waking up with you

[F] I been getting used to waking up here

[Bb] Anywhere I go there you are

[F] Anywhere I go there you are

[Bb] There you [F] are, There you [C] are [*only 1 strum for chords this line*]

**CHORUS** [*First 2 lines, All accapella + bass; until riffs starts then island*]

[Dm] You're the [Bb] fire and the [F] flood

And I'll always [Dm] feel you [Bb] in my [F] blood

Everything is [Dm + start Riff 2] fine

When [Bb] your head's resting [F] next to mine [C] next to mine

[Dm] You're the [Bb] fire and the [F] flood [C]

**INTERLUDE** [Dm] [Bb] [F] [C] [2x including Riff 2]

Ah ooh ooh ooh

**VERSE 3** [*Island strum lightly x 2 each chord*]

[F] Since we met I feel a lightness in my step

[F] You're miles away but I still feel you

[Bb] Anywhere I go there you are

[F] Anywhere I go there you are



**VERSE 4** *[Island strum x 2 each chord except last line Bb and F]*

**[F]** Late at night, when you fall asleep

**[F]** I'll be lying right beside you counting sheep

**[Bb]** Anywhere I go there you are

**[F]** Anywhere I go there you are

**[Bb]** There you **[F]** are, There you **[C]** are

**CHORUS** *[Island strum x 1 on each chord except F on first two lines]*

**[Dm]** You're the **[Bb]** fire and the **[F]** flood

And I'll always **[Dm]** feel you **[Bb]** in my **[F]** blood

Everything is **[Dm + start Riff 2]** fine

When **[Bb]** your head's resting **[F]** next to mine **[C]** next to mine

**[Dm]** You're the **[Bb]** fire and the **[F]** flood **[C]**

**INTERLUDE** **[Dm]** **[Bb]** **[F]** **[C]** **[repeat including Riff 2]**

Ah oooh oooh oooh

**MIDDLE 8** *[No riffs, single thumb strum]*

Now listen **[Dm]** here **[C]** she **[Dm]** said

Boy when you **[Dm]** know **[C]** you'll **[F]** know

And I, **[C]** know...

*[Island strum starts on C x 3, stop on 4, can bang your uke for 4 if you like]*

**CHORUS** *[Island strum and sing vigorously!]*

**[Dm]** You're the **[Bb]** fire and the **[F]** flood

And I'll always **[Dm]** feel you **[Bb]** in my **[F]** blood

Everything is **[Dm + start Riff 2]** fine

When **[Bb]** your head's resting **[F]** next to mine **[C]** next to mine

**[Dm]** You're the **[Bb]** fire and the **[F]** flood **[C]** **[Dm]**

# Fire and Flood Riffs

2014 Hermansen, Keough and Eriksen

Performed by Vance Joy

[www.thesumoftheparts.com.au](http://www.thesumoftheparts.com.au)

♩ = 110

## Riff 1 (verse) F chord

1  
*mf*

T  
A  
B

0 1 0 1 0 1 | 0 1 0 1 0 1

## Riff 1 (verse) Bb Dm chords

3

T  
A  
B

2 1 2 1 2 1 | 2 1 2 1 2 1

## Riff 1 (verse) C chord

5

T  
A  
B

0 0 0 0 0 0 | 0 0 0 0 0 0

## Riff 2 (chorus and interlude)

7

T  
A  
B

1 3 0 3 0 3 | 1 3 0 3 1

# Flame Trees

Cold Chisel (Sarah Blasko version)

Starts with 2 bars of double drum 'heart-beat' (Metronome 95)

[G]↓ [D]↓ [G]↓ [D]↓

## Verse 1 (Single strum)


[G] Kids out driving Saturday after-[D]-noon just pass me by

[G] I'm just savouring fa-[D]-miliar sights

[G] We shared some history [D] this town and I

[G] And I can't [A] stop that long for-[F#m]-gotten feeling of [G] her

[G] Time to book a [A] room to stay to-[D]-night



## Verse 2 (Pick harmony note 4 beats to bar; amped single strum; drum add tambourine)

[G] Number one is to find some friends to [D] say "You're doing well,

[G] After all this time you boys look [D] just the same."

[G] Number two is the Happy Hour at [D] one of two hotels

[G] Settle in to [A] play "Do you re-[F#m]-member so-and [G]-so." Oh, and

[G] Number three is [A] never say her [D] name

## Chorus (Island starts on Em first line)

Oh, the [G]↓ flame trees will [A]↓ blind the weary [Em] driver

And there's [G] nothing else could [A] set fire to this [D] town [G]↓ [D]

There's no [G] change, there's no [A] pace, every-[Bm]-thing within it's [D] place

Just makes it [G] harder to be-[A]-lieve that she won't [D] be around [G]↓ [D]↓

## Bridge (pick between C and E strings throughout; drum 4/4 tap sticks)

[G] Oh, who needs that sentimental [D] bullshit anyway

[G] Takes more than just a memory to [D] make me cry

And I'm [G] happy just to sit at a table with [D] old friends

[G] And see which one of us can tell the biggest [D] lies


And there's a [G] girl, just fallin' in love where the pianola stands [D]

With a [G] young local factory out of worker, just [D] holdin' hands

And I'm [G]↓↓↓↓ wondering if he'll [F#m]↓↓↓↓ go or if he'll [A]↓↓↓↓ stay (add drum)

[Bb]↓↓↓↓ Do you re-[F]↓↓↓↓-member, nothing [Bb]↓↓↓↓ stopped us on the (all drum)

[F]↓↓↓↓ field in our [C] ↓↓↓↓ day [D]↓



**Chorus** (*Island starts on Em*)

*(drum sticks tap for G and A; Em rock beat for rest of song until last 2 lines: heartbeat)*

Oh, those [G]↓ flame trees'll [A]↓ blind the weary [Em] driver

And there's [G] nothing else could [A] set fire to this [D] town [G]↓ [D]

There's no [G] change, there's no [A] pace, every-[Bm]-thing within it's [D] place

Just makes it [G] harder to be-[A]-lieve that she won't [D] be around [G]↓ [D]

Oh, the [G] flame trees will [A] blind the weary [Em] driver

And there's [G] nothing else could [A] set fire to this [D] town [G]↓ [D]

*(single plus picking between C and E strings starts for last 2 lines until last 2 chords)*

There's no [G]↓ change, there's no [A]↓ pace, every-[Bm]↓-thing within it's [D]↓ place

Just makes it [G]↓ harder to be-[A]↓-lieve that she won't [D]↓ be around [G]↓ [D]↓

*(slow down last line; drum cymbal tremolo on G and D)*

**N.B. Harmonies in yellow**

**Last two lines of song singer only**

**Drums in green**

### VERSES

	G D		G A F#m G				G A D →		
N O T E S	Sop:	G F#		G A A G	G A A →				
	Alto:	D D	x 3	D E F# D	D E F# →				
	Tenor:	B A		B C# C# B	B C# D →				

### CHORUS

	↓ ↓			↓				↓ ↓ ↓			
	G A Em			G A D G D				G A Bm D G D			
N O T E S	Sop:			G A A →	G A F# F#	G A A					
	Alto:			D E F# →	D E D D	D E F#					
	Tenor:			B C# D →	B C# B A	B C# D					

### BRIDGE

	G D		G F#m A			Bb F Bb F				C D	
N O T E S	Sop:	G F#	G F# E						G A		
	Alto:	D D	x 4 D C# C#						E F#		
	Tenor:	B A	B A A						C D		

**N.B. in Video Tutorial in website scroll down to find the following harmony files:**

1. Soprano: V1 and V2
2. Alto: V1 and V2
3. Tenor: V1 and V2
4. Soprano: Chorus
5. Alto: Chorus
6. Tenor: Chorus
7. Soprano: Bridge
8. Alto: Bridge
9. Tenor: Bridge

# Friday On My Mind

Easybeats

INTRO **[Dm]** (*dudududududududu*) (*dudu*)

VERSE 1 (*single strum or picking*)

**[Dm]** Monday morning feels so **[G]** bad **[C]**

**[Dm]** Everybody seems to **[G]** nag **[C]** me

**[F]** Coming Tuesday I feel **[A7]** better

**[D7]** Even my old man looks **[Gm]** good

**[G]** Wednesday just don't go **[Cm]** Thursday goes too slow

**[Cm]** I have Friday on my **[Bb]**↓ mind **[D]**↓ **[G]**↓ **[E7]**↓ **[A]**↓ **[D]**↓

CHORUS (*strum: 'this and that and' for rest of song*)

**[G-2]** Gonna' have fun in the **[Bm]** city

**[G-2]** Be with my girl she's so **[Bm]** pretty

**[C]** She looks fine tonight

**[E7]** She is out of sight to **[Am]** me

To**[C]**night I'll spend my bread

To**[A]**night I'll lose my head

To**[C]**night I've got to get ton**[G]**-i-i-**[D7]**ight

**[Gm]**↓ Monday I'll have **[C]**↓ Friday on my **[F]**↓ mind **[F]**↓ **[D]**↓

**[Dm]** (*dudududududududu*) (*dudu*)

VERSE 2

**[Dm]** Do the five-day grind once **[G]** more **[C]**

**[Dm]** I know of nothin' else that **[G]** bugs **[C]** me

**[F]** More than workin' for the **[A7]** rich man

**[D7]** Hey I'll change that scene one **[Gm]** day

**[G]** Today I might be mad **[Cm]** tomorrow I'll be glad

**[Cm]** Cause I've got Friday on my **[Bb]** mind **[D]** **[G]** **[E7]** **[A]** **[D]**

CHORUS +

**[G-2]** Gonna' have fun in the **[Bm]** city, **[G-2]** Be with my girl she's so **[Bm]** pretty

**[G-2]** Gonna' have fun in the **[Bm]** city, **[G-2]** Be with my girl she's so **[Bm]** pretty **[G-2]**

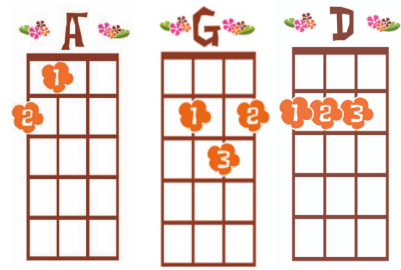


# It's a Long Way to the Top

By AC/DC

**INTRO:** [A Vamp]

**Strum:** DU-DD DU-U-DD DU-U-DD DU-U-DD)



## VERSE 1

[A] Riding down the highway, going to a show,  
Stop in all the by-ways, playing rock'n'roll.

Getting robbed, getting stoned, getting beat up, broken boned, getting had,  
Getting took. I tell you folks, it's harder than it looks.

## CHORUS 1

It's a [A] long way to the [G] top if you [D] wanna rock'n [A] roll.

It's a [A] long way to the [G] top if you [D] wanna rock'n [A] roll.

If you [A↓] think it's easy doing one-night stands,

[D↓↓] Try playing in a rock'n'roll band.

It's a [G] long way to the [D] top if you wanna rock'n [A] roll.

**LEAD UKE x 2** (Ukes A): Lead uke picks: C C# A (A: 3 4 12 echoes) x 4

**Everyone:** [G] [D] [A] x 4 (lead uke solo over top) then back to [A] normal strum x 4

## VERSE 2

[A] Hotel, motel, make you wanna cry.

Lady do the hard sell, know the reason why.

Getting old, getting grey, getting ripped off, under paid,

Getting sold second hand. That's how it goes, playing in a band.

## CHORUS 1

It's a [A] long way to the [G] top if you [D] wanna rock'n [A] roll.

It's a [A] long way to the [G] top if you [D] wanna rock'n [A] roll.

If you [A↓] wanna be a star of stage and screen,

[D↓↓] Look out, it's rough and mean.

It's a [G] long way to the [D] top if you wanna rock'n [A] roll.

It's a [G] long way to the [D] top if you wanna rock'n [A] roll.

**OUTRO:** [A] It's a long way x 4 Lead: C C# A x 8

# Love is in the Air

John Paul Young



Strum: ba-barm, ba-barm (syncopated 2 strums)

Intro: [bass and shakers/percussion 8 counts]

## VERSE 1


[C] Love is in the air, everywhere I look a[Fmaj7]round.

[C] Love is in the air, every sight and every [Fmaj7] sound.

And I [G] don't know if I'm being [F] foolish, [G] Don't know if I'm feeling [Am] wise.

But it's [Ab] something that I must be[C]lieve in

And it's [Bbdim] there when I look in your [Dm x 1] eyes. [G7 x 1] (straight in)



## VERSE 2

[C] Love is in the [Cmaj7] air, [C6] in the [C] whisper of the [F] trees [Dm] [Fmaj7] [Dm]

[C] Love is in the [Cmaj7] air, [C6] in the [C] thunder of the [F] see. [Dm] [Fmaj7] [Dm]

And I [G] don't know if I'm just [F] dreaming, [G] Don't know if I feel [Am] sane.

But it's [Ab] something that I must be[C]lieve in

And it's [Bbdim] there when I call out your [Dm x 2] name..... [G7 x 8] {Ah, Ah, Ah, Ah, etc}

## CHORUS

[C] Love is in the air. [Fmaj7] [C] Love is in the air. [Fmaj7]

Ohhh[Em7 x 2]oh [Am x 1] [Am+7 x 1] [G x 1]... [Happy on low G x 7]

## VERSE

[C] Love is in the [Cmaj7] air, [C6] in the [C] rising of the [F] sun [Dm] [Fmaj7] [Dm]

[C] Love is in the [Cmaj7] air, [C6] when the [C] day is nearly [F] done. [Dm] [Fmaj7] [Dm]

And I [G] don't know if you're an ill[F]usion, [G] Don't know if I see it [Am] true.

But you're [Ab] something that I must be[C]lieve in

And you're [Bbdim] there when I reach out for [Dm x 1] you. [G7 x 1]

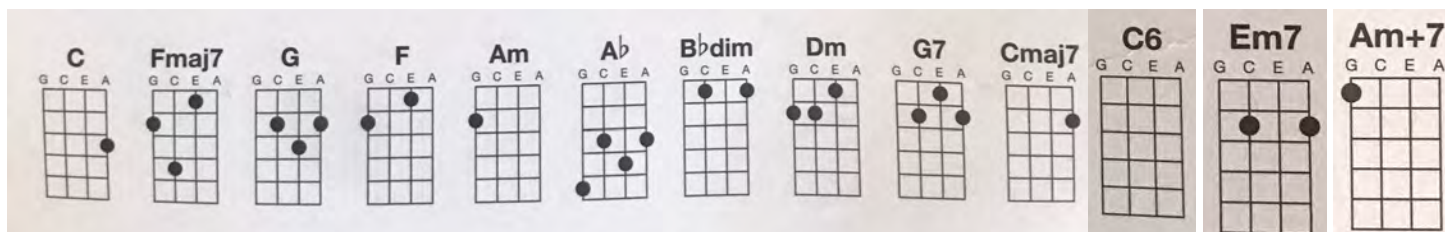
## VERSE 1

(last line) And it's [Bbdim] there when I look in your [Dm x 2] eyes. [G7 x 8] {Ah, Ah, Ah, etc}

## CHORUS

First time: Ohhh[Em7 x 2]oh [Am x 1] [Am+7 x 1] [G x 8]... {Ah, Ah, Ah, Ah, etc}

Second time: Ohhh[Em7 x 2]oh [Am x 1] [Am+7 x 1] [G x 8] [C]





## RIFFS

### VERSE 1

A: 0 2 3 0 5 7 5 3

E: 3

[C] Love is in the air, everywhere I look a[Fmaj7]round.

A: 0 2 3 0 5 7 5 3

E: 3

[C] Love is in the air, every sight and every [Fmaj7] sound.

A: 5 5 5 5 3 3 3 3 5 5 5 5 3 3 3 3

E:

And I [G] don't know if I'm being [F] foolish, [G] Don't know if I'm feeling [Am] wise.

A: 3 3 3 3

E: 3 3 3 3

But it's [Ab] something that I must be[C]lieve in

E: 3 3 3 1 0

C: 2 2 2 2

And it's [Bbdim] there when I look in your [Dm x 1] eyes. [G7 x 1] (straight in)

### VERSE 2

E: 3 3 3 1 0

C: 2 2 2 2

And it's [Bbdim] there when I call out your [Dm x 2] name.....

A: 0 2 3 1 0

E: 0 1 3

C: 2

[G7 x 8] {Ah, Ah, Ah, Ah, etc}

### CHORUS

A: 7 7 7 5 3 7 5 3 7 7 5 3 7 5 3

E:

[C] Love is in the air. [Fmaj7] [C] Love is in the air. [Fmaj7]

A: 2 2 3 0 0

E: 4 4 4 3

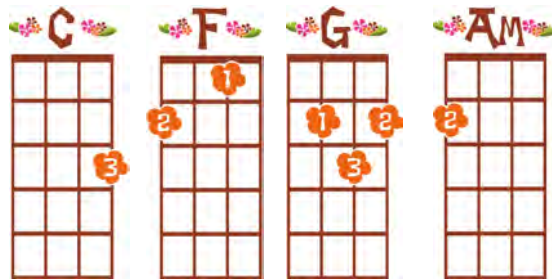
Ohhh[Em7 x 2]oh [Am x 1] [Am+7 x 1] [G x 1]... [Happy on low G x 7]

# My Island Home

By Neil Murray

Strum: Island

Intro: [C x 4]



## VERSE 1

Six [C] years I've [F] been in the [C] city

Every [F] night, I dream of the [C] sea.

They say [C] home [F] is where you [C] find it,

Will this [G] place [F] ever satisfy [C] me.

## VERSE 2

For I [C] come from the [F] salt water [C] people

We always [F] live by the [C] sea.

Now I'm [C] down here [F] living in the [C] city,

With my [G] man [F] and a fami- [C] ly.

## CHORUS x 2

My Island [Am] home, My Island [C] home,

My Island [G] home [F] is waiting for [C] me.

## BRIDGE

In the [Am] evening the [G] dry wind [C] blows, From the [C] hills and across the [F] plains

I [Am] close my [G] eyes and I'm [C] standing, in a [C] boat on the sea a- [F] gain

And I'm [Am] holding that [G] long turtle [C] spear, and I feel I'm [C] close now to where it

must [F] be, My Island [G] home [F] is waiting for [C] me.

## VERSE 2 *[Ukes thumb strum on each chord for first two lines, then back to Island]*

For I [C] come from the [F] salt water [C] people

We always [F] live by the [C] sea.

Now I'm [C] down here [F] living in the [C] city,

With my [G] man [F] and a fami- [C] ly.

## CHORUS x 2

My Island [Am] home, My Island [C] home,

My Island [G] home [F] is waiting for [C] me.

## OUTRO *[Island on Cs, then 2 thumbs strums on F and one on C]*

My Island [C] home, My Island [C] home, My Island [C] home, is [F] waiting for [C] me.

# Oh No Not You Again

## Australian Crawl

Strum = Island

Intro: 1<sup>st</sup> line – solo; 2<sup>nd</sup> line: [D]↓ [A]↓ [G]↓ [G]↓

3<sup>rd</sup> line: Island [D] [A] [G] [G]

4<sup>th</sup> line: [D] [A]↓ [Bm]↓ [A]↓ [G] [Em]↓



### Verse 1

[D] Let me tell you 'bout the [A] two young lovers that [G] lived down the coast [G]

[D] She was such a [A] pretty thing... [G] Man what a host [G] (d-du-du) [A] (du)

[D] Evening [A] time, she sets the [G] table for four [G]

[D] Some friends are coming [A] round tonight

He's [G] out on the town, he's [G] trying to score [A]

### Verse 2

[D] Woke up [A] early this morning [G] something's on his mind [G]

[D] Cursing the [A] night before... [G] Breakfast at nine [G] you [A] know

[D] Felt him [A] restless whoa [G] all through the night [G]

[D] She senses something's [A] wrong with him

She [G] don't want to cry, she [G] just wants to know [A] why *\*(Harmonies start – til end of Chorus)*

### Chorus

[D] Oh, oh, oh [A] oh... Oh no not [G] you again [G]

[D] Oh, oh, oh [A] oh... Oh no not [G] you again [G]

### Verse 3

[D] Don't own a [A] swimming pool not [G] even a colour t-[G]-v

[D] Works awful [A] hard some days... and [G] she lets him be [G] you [A] know

[D] Things ain't looking [A] good for them no [G] love no more [G]

[D] Some friends are coming [A] round tonight

He's [G] out on the town [G] Knocking on the wrong [A] door *\*(Harmonies start – til end of Chorus)*

### Chorus

[D] Oh, oh, oh [A] oh... Oh no not [G] you again [G]

[D] Oh, oh, oh [A] oh... Oh no not [G] you again [G]

[D] Oh, oh, oh [A]↓ oh... [Bm]↓ Oh [Bm]↓ no [A]↓ not [G] you again [G]

*(Here she comes, she comes, she comes now)*

## Instrumental

[D] [A] [G] [G] x 4

## Verse 4

[D] Let me tell you 'bout the [A] two young lovers that [G] lived down the coast [G]

[D] She was such a [A] pretty thing... [G] Man what a host [G] (d-du-du) [A] (du)

[D] Evening [A] time, she sets the [G] table for four [G] \*(Harmonies)

[D] Some friends are coming [A] round tonight

He's [G] out on the town, he's [G] trying to score [A] \*(Harmonies start – til end of Chorus/Outro)

## Chorus/Outro

[D] Oh, oh, oh [A] oh... Oh no not [G] you again [G]

[D] Oh, oh, oh [A] oh... Oh no not [G] you again [G]

[D] Oh, oh, oh [A] oh... Oh no not [G] you again [G]

[D] Oh, oh, oh [A]↓ oh... [Bm]↓ Oh [Bm]↓ no [A]↓ not [G] you again [G] (Here she comes..)

[D] Oh, oh, oh [A] oh... Oh no not [G] you again [G] (Again, again, again, again)

[D] Oh, oh, oh [A] oh... Oh no not [G] you again [G] (Baby, baby, baby)

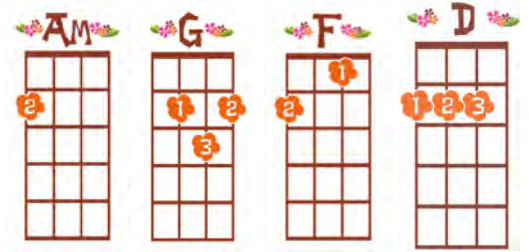
[D] Oh, oh, oh [A] oh... Oh no not [G] you again [G] (You again now, baby)

[D] Oh, oh, oh [A]↓ oh... [Bm]↓ Oh [Bm]↓ no [A]↓ not you a-[G]↓ -gain.

(slow down last line)

# Solid Rock

By Goanna



**INTRO:** Percussion (and didge) for first 2 bars, then [G]/ [Am]/ 3 4, and one more bar of percussion

**Strum:** *Island with emphasis on 2 and 4*

Riff                    [Am]    [Am]    [G]    [F] repeat    *(Riff plays in blue sections)*

**PART I:**    A:    3 2 0 | 0 0    2 | 2 2 3 | 3 2

**PART II:**    A:    0    0 | 0 0    |    0 | 0  
                  E:    3                    3    3 3                    3

**Verse 1** *(hmmmm... 'A' note through Verse one and Riff)*

[Am] Out here nothin' changes.... not in a [G] hurry any way [F]

[Am] You can feel the endlessness [G] with the comin' of the [F] light of day

[D] Talkin' 'bout a chosen place [F] you wanna sell it in the [G] market place, well

Riff [Am] [Am] [G] [F] just a minute now....

Riff [Am] [Am] [G] [F] Your standin on.....

**CHORUS 1** *(Sing together)*

[Am] Solid rock, standin' on [G] sacred [F] ground, livin' on...

[Am] Borrowed time and the [G] winds of change are [F] blowin' down the line

*(Ahh C                    D    C Group 2)    (Group 1 continue the A note hmmmm)*

Riff [Am] [Am] [G] [F] right down the line

Riff [Am] [Am] [G] [F]                    *(End)*

**Verse 2** *(hmmmmmm A Note)*

[Am] Round about the dawn of time [G] the dreamin' [F] all began

[Am] Proud people came [G] they were lookin' for their [F] promised land

[D] Running from the heart of darkness [F] searchin' for the [G] heart of light

*(Ahh C                    D    C Group 2)    (Group 1 continue the A note hmmmm)*

Riff [Am] [Am] [G] [F] I think we've found paradise

Riff [Am] [Am] [G] [F] But they we're standin' on...

**CHORUS 2** *(Harmony starts)*

[Am] Solid rock, standin' on [G] sacred [F] ground, livin on..

[Am] Borrowed time and the [G] winds of change were [F] blowin' cold that night

*(Ahh C                    D    C Group 2)    (Group 1 continue the A note hmmmm)*

Riff [Am] [Am] [G] [F] blowin' cold that night

Riff [Am] [Am] [G] [F]

**Verse 3** (hmmmmm A note)

[Am] They were standin' on the shore one day [G] saw the white sails [F] in the sun

[Am] Wasn't long before they felt the sting

Sing Unison [G]/ white [G]/ man, white [F]/ law, white [F]/ gun

(mmmmm A note)

[D] Don't tell me that its justified [F] 'cause somewhere [G] **STOP** someone lied!

(Ahh C D C Group 2)\*\* (Group 1 continue the A note hmmmm)

Riff [Am] [Am] [G] [F] Yeah, well someone lied

Riff [Am] [Am] [G] [F] Now y'r standin' on.....

**CHORUS 1** (with harmony)

[Am] Solid rock, standin' on [G] sacred [F] ground, livin' on...

[Am] Borrowed time and the [G] winds of change are [F] blowin' cold that night

[Am] Solid rock, standin' on [G] sacred [F] ground, livin' on...

[Am] Borrowed time and the [G] winds of change are [F] blowin' cold that night

(A note hmmm til end)

Riff [Am] [Am] [G] [F]

Riff [Am] [Am] [G] [F] [Am]

\*\* Other harmonies could include: E D E or higher A G A

# The Nips Are Getting Bigger

## Mental As Anything

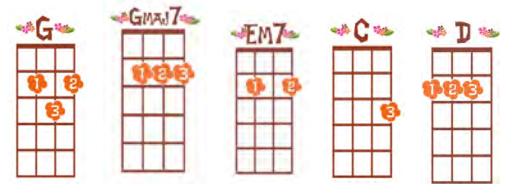


Strum = 'this and that and' or

'cha-cha cha' d-d d tap | d-d d tap = [G]-[G] [G] tap [G]-[G] [G] tap [C]-[C] [C] tap [C]-[C] [D] tap

**Intro:** Z chord: U-D-U U-D-U U-D-U U-D-U for 8 counts

Ukuleles start riffing (see Riff) (Repeat with bass & drums)



### Verse 1

[G] Started [Gmaj7] out [Em7] [Gmaj7] just [C] drinking beer [D]

I [G] didn't know [Gmaj7] how or [Em7] why or [Gmaj7] what I was [C] doing there [D]

[G] Just a couple [Gmaj7] more [Em7] made me [Gmaj7] feel a little [C] better [D]

Be-[G]-lieve me when I [Gmaj7] tell you it was [Em7] nothing to [Gmaj7] with the [C] letter [D]

**Break:** [G] x6 [G\*] x1 [D] x 1 [C] x 6 [D] x 2 Repeat

### Verse 2

[G] Ran right out of [Gmaj7] beer [Em7] I took a [Gmaj7] look into the [C] larder [D]

[G] No bones [Gmaj7] nothing I'd [Em7] better go and [Gmaj7] get something [C] harder [D]

[G] Back in a [Gmaj7] flash [Em7] I started on a [Gmaj7] dash of Ja-[C]-maica Rum [D]

[G] Me and Pat Ma-[Gmaj7]-lone [Em7] drinking [Gmaj7] on our [C] ow-ow-ow-ow-own [D]



### Chorus

[G] Wo ho [Gmaj7] [Em7] the [Gmaj7] nips are getting [C] bigger [D]

[G] Wo yeah [Gmaj7] [Em7] the [Gmaj7] nips are getting [C] bigger [D]

[G] Wo hoh [Gmaj7] [Em7] the [Gmaj7] nips are getting [C] bigger [D]

[G] Yeah [Gmaj7] [Em7] [Gmaj7] they're getting [C] bigger [D]

**Break:** [G] x6 [G\*] x1 [D] x 1 [C] x 6 [D] x 2 Repeat

### Verse 3

[G] Sometimes I [Gmaj7] wonder what [Em7] all these [Gmaj7] chemicals are

[C] doing to my brain [D]

[G] Doesn't worry [Gmaj7] me e-[Em7]-nough to stop [Gmaj7] me from [C] doing it again [D]

[G] Wiping out [Gmaj7] brain cells [Em7] by the [Gmaj7] million but [C] I don't care [D]

It [G] doesn't worry [Gmaj7] me [Em7] even though [Gmaj7] I ain't got a [C] lot to spare [D]

**Chorus** (skip break, straight to end)

**End:** [G] x6 [G\*] x1 [D] x 1 [C] x 6 [D] x 2 Repeat (third time) [G] x6 [G\*] x1 [D] ↓ [C] ↓

**Riff:**

A 10 9 7 5 2 3 3 3 3 3 5 5 5  
E 0

# To Her Door By Paul Kelly



**INTRO:** [G] [D] [C] [G]

*Strum: Island*

## VERSE 1

[G] They got married [D] early, [C] never had no [G] money,  
[G] Then when he got [D] laid off, [C] they really hit the [G] skids.  
[G] He started up his [D] drinking, [C] then they started [G] fighting,  
[G] He took it pretty [D] badly, [C] she took both the [G] kids.  
[G] She said [Em] "I'm not standing [D] by, to [Em] watch you slowly [D] die  
So watch me [C] walking, [D] out the [G] door,"  
[D] Out the [C] door, [G] out the [G] door, [D] out the [C] door. [G]

## VERSE 2

[G] She went to her [D] brother's, [C] got a little [G] bar work,  
[G] He went to the [D] Buttery, [C] stayed about a [G] year.  
[G] Then he wrote a [D] letter, [C] said I want to [G] see you,  
[G] She thought he sounded [D] better, [C] she sent him up the [G] fare.  
[G] He was [Em] riding through the [D] cane, [Em] in the pouring [D] rain  
On [C] Olympic, [D] to her [G] door.  
[D] To her [C] door, [G] to her [G] door, [D] to her [C] door. [G]

**SOLO** *[over chords]* [G] [D] [C] [G] x 4

## VERSE 3

[G] He came in on a [D] Sunday, [C] every muscle [G] aching,  
[G] Walking in slow [D] motion, [C] like he'd just been [G] hit. (stop)  
[G] Did they have a [D] future? [C] Would he know his [G] children?  
[G] Could he make a [D] picture, and [C] get them all to [G] fit?  
[G] He was [Em] shaking in his [D] seat, [Em] riding through the [D] streets,  
In a [C] silvertop, [D] to her  
[Em] shaking in his [D] seat, [Em] riding through the [D] streets,  
In a [C] silvertop, [D] to her [G] door.  
[D] To her [C] door, [G] to her [G] door, [D] to her [C] door. [G]↓

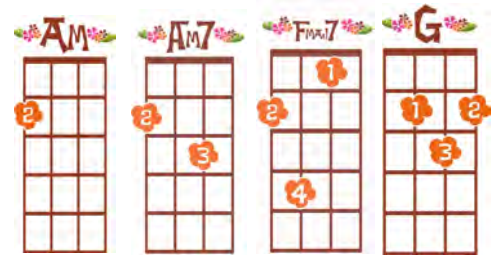


# Under the Milky Way

By The Church

Island Strum

Intro: [Am] [Am7] [Fmaj7] [G] [Am] [Am7] [Fmaj7] [G]



[Am] Sometimes when this [Am7] place gets kind of [Fmaj7] empty [G]

[Am] The sound of the [Am7] breath fades with the [Fmaj7] light [G]

[Am] I think [Am7] about the [Fmaj7] loveless fasci[G]nation

[Am] Under the [Am7] Milky Way to[Fmaj7]night [G]




[Am] Lower the [Am6] curtain down on [Fmaj7] Memphis [Em7]

[Am] Lower the [Am6] curtain down all [Fmaj7] right [Em7]

[Am] I've got no [Am6] time for [Fmaj7] private consul[Em7]tation

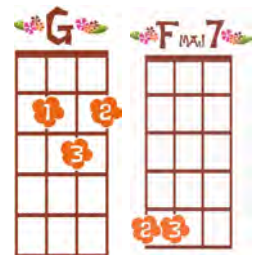
[Am] Under the [Am6] Milky Way to[Fmaj7]night [Em7]



CHORUS (strum = D DUDUDU D DUDUDU)

[G] Wish I knew what you were [Fmaj7] looking for

[G] Might have known what you would [Fmaj7] find



[Am] And it's [Am6] something quite pe[Fmaj7]culiar [G]

[Am] Something [Am6] shimmering and [Fmaj7] white [G]

[Am] That leads you [Am6] here de[Fmaj7]spite your desti[G]nation

[Am] Under the [Am6] Milky Way to[Fmaj7]night [G]



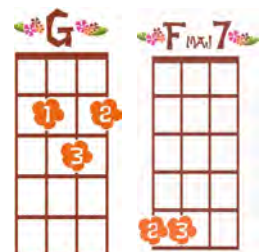
CHORUS (strum = D DUDUDU D DUDUDU)

[G] Wish I knew what you were [Fmaj7] looking for

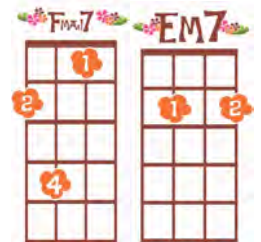
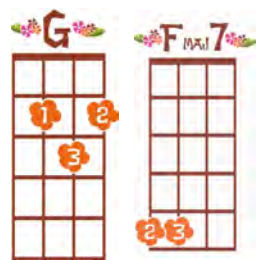
[G] Might have known what you would [Fmaj7] find

[G] Wish I knew what you were [Fmaj7] looking for

[G] Might have known what you would [Fmaj7] find



Solo: [C] [G] [Am] [Am] / [C] [G] [Am] [Am]



[Am] And it's [Am6] something quite pe[Fmaj7]culiar [Em7]  
 [Am] Something [Am6] shimmering and [Fmaj7] white [Em7]  
 [Am] That leads you [Am6] here de[Fmaj7]spite your  
 desti[Em7]nation  
 [Am] Under the [Am6] Milky Way to[Fmaj7]night [Em7]

CHORUS (strum = D DUDUDU D DUDUDU)

[G] Wish I knew what you were [Fmaj7] looking for  
 [G] Might have known what you would [Fmaj7] find  
 [G] Wish I knew what you were [Fmaj7] looking for  
 [G] Might have known what you would [Fmaj7] find

Under the [Am] Milky Way to[Am6]night [Fmaj7] [Em7]  
 Under the [Am] Milky Way to[Am6]night [Fmaj7] [Em7]  
 Under the [Am] Milky Way to[Am6]night [Fmaj7] [Em7] [Am]