

# SAWTELL UKULELE GROUP

WWW.UKOONO.COM.AU

## SONGBOOK 5 (2020)



For more info contact: **STEPHANIE SIMS** | 0421 346 713 | [stephanie@ukoono.com.au](mailto:stephanie@ukoono.com.au)  
[www.ukoono.com.au](http://www.ukoono.com.au) | [facebook.com/ukoono](https://facebook.com/ukoono)

## **2020 SONGBOOK CONTENTS**

- 1. It Must Be Love**
- 2. Heroes**
- 3. Video Killed the Radio Star**
- 4. Black is Black**
- 5. Solid Rock**
- 6. Dancing in the Dark/That's Entertainment Mashup**
- 7. Golden Brown (Mariachi style)**
- 8. Try A Little Kindness**
- 9. Harvest Moon**
- 10. Blue Skies**
- 11. Comes a Time**
- 12. People Have the Power**

# It Must Be Love

By Labi Siffre (covered by Madness)

Strum = dd dudu dd dudu; \* = Island; Chorus = this & that  
 INTRO [Am] [Am9] [Am] [Am9]

<sup>1</sup> [Am] I never [Am9] thought I'd miss you

[Am] Half as [Am9] much as I [G]\*<sup>1</sup> do [C]\* [G]\* [C]//// [D]/

[Am] And I never [Am9] thought I'd feel this [Am] way,

The way I [Am9] feel about [G]\*<sup>1</sup> you [C]\* [G]\* [C]//// [D]/

[Em] As soon as I [A7] wake up, [Dm] every night [E7] every day (slap pull)

[Am]// I know that it's [C]/ / you I need, to [D]/ / take the blues away [D7]/////

[G] It must be [Bm7] love, love, [C]/ love [C]/ [D]/

[G] It must be [Bm7] love, love, [C]/ love [C]/ [D]/

[Am]// Nothing more, [Bm7]/ / nothing less, [C]/ love is the [C]/ best [C] d dudu

[Am] How can it [Am9] be that we can

[Am] Say so [Am9] much, without [G]<sup>2</sup>// words [G]//

[Am] Bless you and [Am9] bless me

[Am] Bless the [Am9] bees and the [G]<sup>2</sup>// birds [G]//

[Em] I've got to be [A7] near you, [Dm]<sup>3</sup> every night [E7] every day

[Am]// I couldn't be [C]/ / happy [D]/ / any other way [D7]/////

[G] It must be [Bm7] love, love, [C] love [C]/ [D]/

[G] It must be [Bm7] love, love, [C] love [C]/ [D]/

[Am]// Nothing more, [Bm7]/ / nothing less, [C]/ love is the [C]/ best [C] d dudu

[Am] [Am9] [Am] [Am9] [G] [Gsus4] [G] [Gsus4]

[Am] [Am9] [Am] [Am9] [G] [Gsus4] [G] [Gsus4]//// [D]/

[Em] As soon as I [A7] wake up, [Dm]<sup>3</sup> every night [E7] every day

[Am] // I know that it's [C] // you I need, to [D] // take the blues away [D7]/////

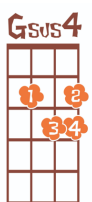
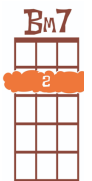
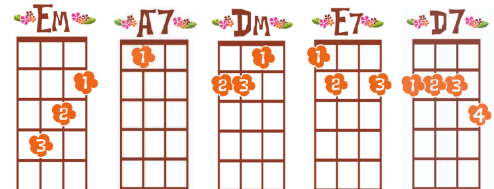
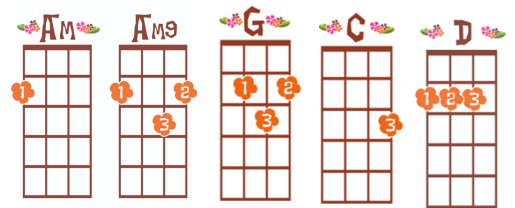
[G] It must be [Bm7] love, love, [C] love [C]/ [D]/

[G] It must be [Bm7] love, love, [C]/ love (*big pause*)

[Am]// Nothing more, [Bm7]/ / nothing less, [C]/ love is the [C]/ best [C] d dudu

[G] It must be [Bm7] love, love, [C] love [C]/ [D]/ x 4 (*2<sup>nd</sup> time pause on the C – no D*)

[Am]// Nothing more, [Bm7]/ / nothing less, [C]/ love is the best.



### INTRO RIFF

A 0 0 0 0 | 2 2 2 2 | 0 0 0 0 | 2 2 2 2 |

E 3 3 | 3 3 | 3 3 | 3 3 |

C | | | |

G | | | |

### IT MUST BE LOVE



### RIFF 1

A 0 0 0 0 | 2 2 2 2 | 0 0 0 0 | 2 2 2 0 |

E 3 3 | 3 3 | 3 3 | 3 3 |

C 0 0 2 2 | 0 0 2 2 | 3 3 3 3 | 3 3 3 3 |

G | | | |

### RIFF 2

A 3 3 3 3 | 3 3 3 3 | 3 3 3 3 | 3 3 3 3 |

E 0 2 | 3 3 | 3 3 3 0 | 3 3 3 3 |

C | | | |

G | | | |

A 10 10 | 10 10 | 10 10 | 10 10 |

E 8 10 | 8 10 | 8 10 | 8 10 |

C | | | |

G | | | |

### RIFF 3

A 12 8 | 11 |

E 10 12 | 12 10 12 |

C | |

G | |

A 0 | 0 4 0 0 |

E 1 | 2 |

C 2 | 2 |

G | |

### INSTRUMENTAL RIFF

A 0 3 7 | 7 2 0 | 0 3 7 | 7 2 0 | 2 5 | 10 7 |

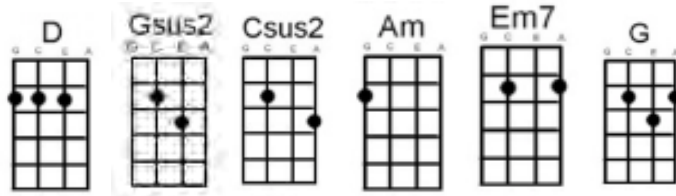
E | | | | 3 | 8 |

C | | | | | 3 | 8 |

G | | | | | | 8 |

# Heroes

By David Bowie



Strum = duDuduDu

INTRO (D) (D) (Gsus2) (Gsus2) (D) (D) (Gsus2) (Gsus2)

(D) I....I wish you could (Gsus2) swim

Like the (D) dolphins, like dolphins can (Gsus2) swim

Riff 1: Though (Csus2) nothing, nothing will keep us to(D)gether

Riff 2: We can (Am) beat them, (Em7) forever and (D) ever. (D)

Riff 2: Oh we can be (Csus2) heroes (G) just for one (D) day (D)

Riff 3: (D) (D) (Gsus2) (Gsus2) (D) (D) (Gsus2) (Gsus2)

(D) I.....I will be (Gsus2) king, And (D) you will be (Gsus2) Queen

Riff 1: Though (Csus2) nothing, will drive them a(D)way

Riff 2: We can be (Am) heroes, (Em7) just for one (D) day

Riff 2: We can be (Csus2) heroes, (G) just for one (D) day

(High notes Ahhh C B A)

(Low notes Ahhh E G F#)

(D) I.....I can re(Gsus2)member (I remember) (B/C/CB/B)

(D) Standing by the (Gsus2) wall (by the wall) (B/C/B)

And the (D) guns, shot a(Gsus2)bove our heads (over our heads) (BC/CB/B)

And we (D) kissed as though nothing could (Gsus2) fall (nothing could fall) (BB/C/CB)

Riff 1: And the (Csus2) shame, was on the (D) other side

Riff 2: We can (Am) beat them, (Em7) forever and (D) ever

Riff 2: Then we could be (Csus2) heroes, (G) just for one (D) day

(High Ahhh C B A)

(Low Ahhh E G F#)

\*(D) (D) Aaaaah, We can be (Gsus2) heroes (Gsus2) x 6

(Acapella: Just for one day) end on (D)

(High notes Ahhh A A A A B A)

(Low notes Ahhh D D D D E D)

RIFF 1 (Line 3 Verses) – High G

A: 10 9 7 9 10 9 7 9 10 9 7 9 0  
E 10 10

RIFF 2 (Line 4 & 5 Verses) – High G

A: 10 9 7 9 10 9 7 9 10 9 7 9 0  
E 8 7

RIFF 4 – also at \*

E: 3 2 0 2  
C: 2 x 3

RIFF 3 (Line 6 Verses – (D) (D) (Gsus2) (Gsus2) (D) (D) (Gsus2) (Gsus2) – and at \*

A: 5 2 0 5 2 5 5 2 0 5 5 2 0 Repeat throughout

## CHORD INVERSIONS FOR HEROES

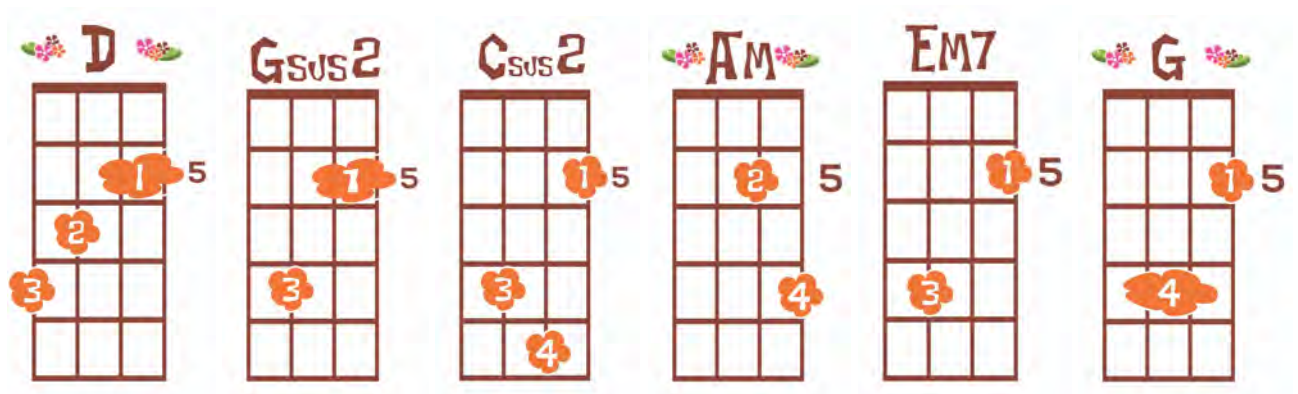
(D) I.....I will be (Gsus2) king, And (D) you will be (Gsus2) Queen

Riff 1: Though (Csus2) nothing, will drive them a(D)way

Riff 2: We can be (Am) heroes, (Em7) just for one (D) day


Riff 2: We can be (Csus2) heroes, (G) just for one (D) day

(Continue for rest of song)



## Video Killed the Radio Star

Songwriters: Geoffrey Downes / Trevor Charles Horn / Bruce Woolley



### INTRO RIFF (see p2)

Strum = duDu duDu duDu duDu

### Verse 1

(C) I heard you (Dm) on the wireless (F) back in fifty (G) two  
(C) Lying awake (Dm) intent in (F) tuning in on (G) you  
(C) If I was (Dm) young it didn't (F) stop you coming (G) through  
(C) Oh, a, (Dm) oh (G) (G)

### Verse 2

(C) They took the (Dm) credit for your (F) second symphony (G)  
(C) Rewritten (Dm) by machine on (F) new technology (G)  
(C) And now I (Dm) understand the (F) problems you can (G) see  
(C) Oh, a, (Dm) oh (G) I met your children  
(C) Oh, a, (Dm) oh (G) What did you tell them?

### Chorus

(C) Video killed the (F) radio star (C) Video killed the (F) radio star  
(C) Pictures (G) came and (F) broke your heart  
(G) Oh, a, a, a (Am) oh

### Verse 3

(C) And now we (Dm) meet in an (F) abandoned studio (G)  
(C) We hear the (Dm) playback and it (F) seems so long (G) ago  
(C) And you (Dm) remember, the (F) jingles used to (G) go  
(C) Oh, a, (Dm) oh (G) You were the first one  
(C) Oh, a, (Dm) oh (G) You were the last one

### Chorus

(C) Video killed the (F) radio star (C) Video killed the (F) radio star  
(C) In my (G) mind and (F) in my car  
(C) We can't (G) rewind we've (F) gone too far  
(G) Oh, a, a, a (Am) oh (G) Oh, a, a, a, (Am) oh

### RIFF 2 over top of chords below

(Dm) (C) (Am) (F)  
(Dm) (C) (Am) (F)  
(Dm) (C) (Am) (Dm)↓

Intro riff (Dm) (C) (Dm)

(G) ↓ (Am) ↓ (F) ↓ (Am) ↓ (F) ↓ (G) ↓





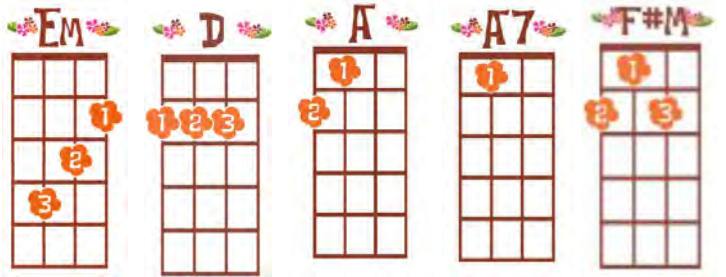
# Black is Black

By Los Bravos, 1966

Strum = This and That

INTRO [Em] x 2 [D] x 2

Repeat x 2 with Intro Riff introduced



**VERSE 1** (*Verse picking 1<sup>st</sup> 2 lines, then 'this and that'*)

[Em] Black is Black, [D] I want my baby back.

[Em] It's grey, it's grey, [A] since she [A7] went away, oh

[D] oh, What can I do? 'Cause [Em] I-I-I-I [A] I, I'm feeling [D]<sup>2</sup> blue.

**VERSE 2** (*Verse picking 1<sup>st</sup> 2 lines, then 'this and that'*)

[Em] If I had my way, [D] she'd be back today.

[Em] But she don't intend [A] to see me a[A7]gain away, oh

[D] oh, What can I do? 'Cause [Em] I-I-I-I [A] I, I'm feeling [D]<sup>2</sup> blue.

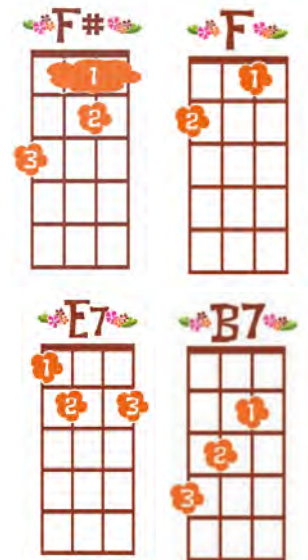
## BRIDGE

[Em] // I can't choose, it's [F#m] // too much to lose.

My [G] // // love's too strong. [F#] / [F] /

[E7] // // Maybe if she would come [E7] // // back to me then it

[A] // // can't go wrong. [A] / [F#m] / [B7] /



**VERSE 3** (*Verse picking 1<sup>st</sup> 2 lines, then 'this and that'*)

[Em] Bad is bad [D] that I feel so sad.

[Em] It's time, it's time [A] that I found [A7] peace of mind, oh

[D] oh, What can I do? 'Cause [Em] I-I-I-I [A] I, I'm feeling [D]<sup>2</sup> blue.

## BRIDGE

### VERSE 1

[Em] Black is Black, [D] I want my baby back.

[Em] It's grey, it's grey, [A] since she [A7] went away, oh

[D] oh, What can I do? 'Cause [Em] I-I-I-I [A] I, I'm feeling [D]<sup>2</sup> blue.

'Cause [Em] I-I-I-I [A] I, I'm feeling [D] blue.

**FINISH:** [F // ] [G // ] [D // // ] [D hold]



# Solid Rock

By Goanna



**INTRO:** Percussion (and didge) for first 2 bars, then [G]/ [Am]/ 3 4, and one more bar of percussion

**Strum:** *Island with emphasis on 2 and 4*

Riff                      [Am]    [Am]    [G]    [F] repeat                      *(Riff plays in blue sections)*

**PART I:**    A:    3 2 0 | 0 0    2 | 2 2 3 | 3 2

**PART II:**    A:    0    0 | 0 0    |    0 | 0  
                   E:    3                      3    3 3                      3

**Verse 1** *(hmmmm... 'A' note through Verse one and Riff)*

[Am] Out here nothin' changes.... not in a [G] hurry any way [F]

[Am] You can feel the endlessness [G] with the comin' of the [F] light of day

[D] Talkin' 'bout a chosen place [F] you wanna sell it in the [G] market place, well

Riff [Am] [Am] [G] [F] just a minute now....

Riff [Am] [Am] [G] [F] Your standin on.....

**CHORUS 1** *(Sing together)*

[Am] Solid rock, standin' on [G] sacred [F] ground, livin' on...

[Am] Borrowed time and the [G] winds of change are [F] blowin' down the line

*(Ahh C                      D    C Group 2)    (Group 1 continue the A note hmmmm)*

Riff [Am] [Am] [G] [F] right down the line

Riff [Am] [Am] [G] [F]                      *(End)*

**Verse 2** *(hmmmmmm A Note)*

[Am] Round about the dawn of time [G] the dreamin' [F] all began

[Am] Proud people came [G] they were lookin' for their [F] promised land

[D] Running from the heart of darkness [F] [G] searchin' for the heart of light

*(Ahh C                      D    C Group 2)    (Group 1 continue the A note hmmmm)*

Riff [Am] [Am] [G] [F] I think we've found paradise

Riff [Am] [Am] [G] [F] But they we're standin' on...

**CHORUS 2** *(Harmony starts)*

[Am] Solid rock, standin' on [G] sacred [F] ground, livin on..

[Am] Borrowed time and the [G] winds of change were [F] blowin' cold that night

*(Ahh C                      D    C Group 2)    (Group 1 continue the A note hmmmm)*

Riff [Am] [Am] [G] [F] blowin' cold that night

Riff [Am] [Am] [G] [F]

**Verse 3** (hmmmmm A note)

[Am] They were standin' on the shore one day [G] saw the white sails [F] in the sun

[Am] Wasn't long before they felt the sting

Sing Unison [G]/ white [G]/ man, white [F]/ law, white [F]/ gun

(mmmmm A note)

[D] Don't tell me that its justified [F] 'cause somewhere [G] **STOP** someone lied!

(Ahh C D C Group 2)\*\* (Group 1 continue the A note hmmmm)

Riff [Am] [Am] [G] [F] Yeah, well someone lied

Riff [Am] [Am] [G] [F] Now y'r standin' on.....

**CHORUS 1** (with harmony)

[Am] Solid rock, standin' on [G] sacred [F] ground, livin' on...

[Am] Borrowed time and the [G] winds of change are [F] blowin' cold that night

[Am] Solid rock, standin' on [G] sacred [F] ground, livin' on...

[Am] Borrowed time and the [G] winds of change are [F] blowin' cold that night

(A note hmmm til end)

Riff [Am] [Am] [G] [F]

Riff [Am] [Am] [G] [F] [Am]

\*\* Other harmonies could include: E D E or higher A G A

# Dancing in the Dark/ That's Entertainment mash-up

Bruce Springsteen/The Jam

Strum = Island

Picking (See p2) INTRO [C] [Am] til ready



## VERSE 1

[C] I get up in the [Am] evening, [C] and I [Am] ain't got nothing to  
[C] say, I come home in the [Am] morning, [C] I go to bed [Am] feeling the same  
[F] way, I ain't nothing but [Dm] tired, [F] Man I'm just [Dm] tired and bored with  
[C] self, Hey there [Am] baby, [C] I could [Am] use just a little [G] help

**CHORUS** (*strum on G: d d d d d du udu d d d d d du udu = 4 x ↓ + Island*)

[G] You can't start a fire, you can't start a fire without a [F] spark,  
This gun's for [Dm] hire, [F] even if we're just [Dm] dancing in the [C] dark [Am]  
[C] [Am] (*Ah, ah, ah, ah; Ah, ah, ah, ah*)

## VERSE 2

[C] Messages keep getting [Am] clearer, [C] radio's on and I'm [Am] moving around my  
[C] place, I check my look in the [Am] mirror, [C] wanna change my [Am] clothes,  
my hair, my [F] face,  
Man I ain't getting [Dm] nowhere, [F] I'm just [Dm] living in a dump like  
[C] this, There's something happening [Am] somewhere, [C] baby I [Am] just know that  
there [G]\* is \* *note there is an overlap on word 'is' and start of chorus 'You can't...'*

**CHORUS** (*strum on G = 4 x ↓ + Island*)

[G] You can't start a fire, you can't start a fire without a [F] spark,  
This gun's for [Dm] hire, [F] even if we're just [Dm] dancing in the [C] dark  
[Am] (*Ah, ah ah, ah; Ah, ah, ah, ah, etc*)

[C] [Am] [C] [Am]

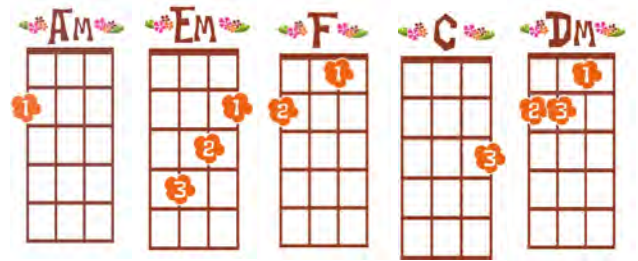
## BRIDGE

[C] A police car and a [Am] screaming siren, [C] Pneumatic drill and [Am] ripped up  
concrete, [C] A baby wailing [Am] and stray dog howling [C] A screech of brakes and  
[Am] lamp light blinking [F] That's enter[Dm]tainment, [F] That's enter[Dm]tainment,  
[C] Ahh, ah ah [Am] ah ah, [C] Ahh, ah ah [Am] ah ah,



# Golden Brown (Mariachi style)

The Stranglers



1+ 2+ 3+ 1+ 2+ 3+ 1+ 2+ 3+ 1234

Strum = dududu dududu dududu dddd

## INTRO

[Am] [Em] [F] [C]//// x 3

[Am] [Em] [G] [F]////

[Dm] [C] [Dm] [C]

## VERSE 1

[Dm] Golden [C] brown [Dm] texture like [C] sun

[Dm] Lays me [C] down [Dm] with my mind [C] she runs

[Dm] Throughout the [C] night [Dm] no need to [C] fight

[Dm] Never a [C] frown [Dm] with golden [C] brown

[Dm] [C] [Dm] [C]

## VERSE 2

[Dm] Every [C] time [Dm] just like the [C] last

[Dm] On her [C] ship [Dm] tied to the [C] mast

[Dm] To distant [C] lands [Dm] takes both my [C] hands

[Dm] Never a [C] frown [Dm] with golden [C] brown

[Am] [Em] [F] [C]//// x 3

[Am] [Em] [G] [F]////

[Dm] [C] [Dm] [C]

## VERSE 3

[Dm] Golden [C] brown [Dm] finer temp-[C]tress

[Dm] Through the [C] ages [Dm] she's heading [C] west

[Dm] From far a-[C]way [Dm] stays for a [C] day

[Dm] Never a [C] frown [Dm] with golden [C] brown

[Am] [Em] [F] [C]//// x 3

[Am] [Em] [G] [F]////

[Dm] [C] [Dm] [C]

(Sing Doo do loo do loo do loo)

**[Dm] [C] [Dm] [C] x 4**

(Sing ba da ba da ba da)

**[Dm] [C] [Dm] [C] x 1**

**[Am] [Em] [F] [G] x 2**

**[Am] Ne-[Em]ver [F] a [G] frown**

**[Am] With [Em] Gol-[F]den [G] brown**

**[Am] Ne-[Em]ver [F] a [G] frown**

**[Am] With [Em] Gol-[F]den [G] brown**

***(Break into 3 parts)***

**[Am] Ne-[Em]ver [F] a [G] frown** (never a fro-ow-ow-own)  
(with golden brown)

**[Am] With [Em] Gol-[F]den [G] brown** (with golden brown)  
(never a fro-ow-ow-own)

**[Am] Ne-[Em]ver [F] a [G] frown** (with golden brown)  
(with golden brown)

**[Am] With [Em] Gol-[F]den [G] brown** (never a fro-ow-ow-own)  
(with golden brown)

**[Am] Ne-[Em]ver [F] a [G] frown** (with golden brown)  
(with golden brown)

**[Am] With [Em] Gol-[F]den [G] brown** (never a fro-ow-ow-own)  
(with golden brown)

**[Am] Ne-[Em]ver [F] a [G] frown** (with golden brown)  
(with golden brown)

**[Am] With [Em] Gol-[F]den [G] brown** (never a fro-ow-ow-own)  
(with golden brown)

**[Am] Ne-[Em]ver [F] a [G] frown** (with golden brown)  
(with golden brown)

**[Am] With [Em] Gol-[F]den [G] brown** (never a fro-ow-ow-own)  
(with golden brown)

***(All) (Slowing down)***

**[Em]/ With [F]/ gol-[G]/den [Am]/ brown.**

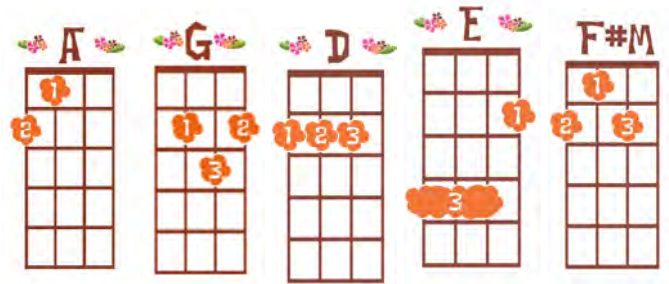
### **Advanced Strum**

**[Dm] Tap-pull, tap-pull, [C] Tap pull-pull**



# Try A Little Kindness

Songwriters: Bobby Austin/Curt Sapaugh



Strum = This and That

1 2 3 4 5 6 7 8  
**INTRO [A] ↓ [G] ↓ [D] ↓ x 4**

INTRO PICKING x 2

A					G	D	A					G	D
A					2	0						2	0
E	0		0		0		0		0		0	0	3
C	1		1		1		1		1		1	1	2
G	2		2		2		2		2		2	2	0

If you **[A]** see your brother **[D]** standing by the **[A]** road  
 With a heavy **[E]** load **[D]** from the seeds he **[A]** sowed  
**[A]** And if you see your sister **[D]** falling by the **[A]** way  
 Just stop and **[E]** say **[D]** you're going the wrong **[A]** way ↓ *tap tap tap*

## CHORUS

You've got to **[E]** try a little kindness  
**[D]** Show a little **[A]** kindness  
 Just **[D]** shine your light for **[A]** everyone to **[E]** see ↓ *tap tap tap*  
 And if you **[D]** try a little kindness, then you'll **[A]** overlook the **[F#m]** blindness  
 Of the **[D]** broken-hearted **[E]** people on their **[D]** broken-**[E]**hearted **[A]** ↓ streets

1 2 3 4 5 6 7 8  
**[A] ↓ [G] ↓ [D] ↓ x 4**

INTRO PICKING x 2

**(Strum: Pinch all four strings together on each beat)**

**[A]** Don't you walk **[D]** around down and **[A]** out  
 Lend a helping **[E]** hand **[D]** instead of **[A]** doubt  
 And the kindness that you **[D]** show every **[A]** day  
 Will help some-**[E]**one **[D]** along their **[A]** way ↓ *tap tap tap*

**CHORUS (x2): SECOND TIME FIRST HALF ACAPPELLA**  
**END WITH INTRO PICKING x 1 AND END ON 'A'**

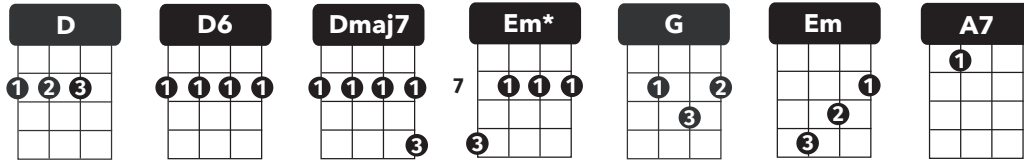
# HARVEST MOON

by Neil Young, 1992

Link to YouTube Cover: <http://bit.ly/HarvestMoonYT>

Link to Patreon Lesson: <http://bit.ly/HarvestMoonPatreon>

Ukulele arrangement by Cynthia Lin, <http://cynthialin.com/ukulele>

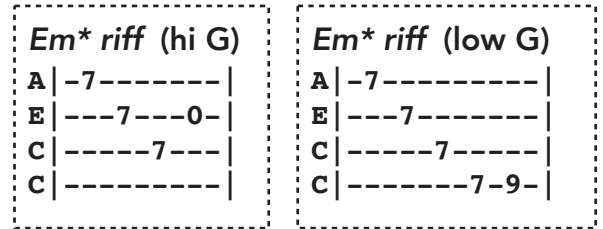


shuffle island strum + riffs

1 2 3 4    1 2 3 4  
d du - dudu    - U -U -udu

INTRO - D riff x 4

[ D - D6 ] Dmaj7



VERSE

Em\* riff

Em\* riff

D riff x 2

Come a little bit closer    Hear what I have to say

Em\* riff

Em\* riff

D riff x 2

Just like children sleepin'    We could dream this night away

G

G

G

G

D riff x 2

But there's a full moon risin'    Let's go dancin' in the light

G

G

G

G

D riff x 2

We know where the music's playin'    Let's go    out and feel the night

CHORUS

Em

Em

A7

A7

Because I'm still in love with    you    I want to see you dance

Em

Em

A7

A7/

a-gain    Because I'm still in love with you    on this harvest moon

BREAK

D riff x 4

VERSE

Em\* riff

Em\* riff

D riff x 2

When we were strangers    I watched you from afar

Em\* riff

Em\* riff

D riff x 2

When we were lovers    I loved you with all my heart

G

G

G

G

D riff x 2

But now it's gettin late    and the moon is climbin' high

G

G

G

G

D riff x 2

I want to celebrate    see it shinin' in your eye

REPEAT CHORUS

BREAK    D riff x 2


REPEAT CHORUS

OUTRO    D riff x 3    END D/

# Blue Skies

Irving Berlin

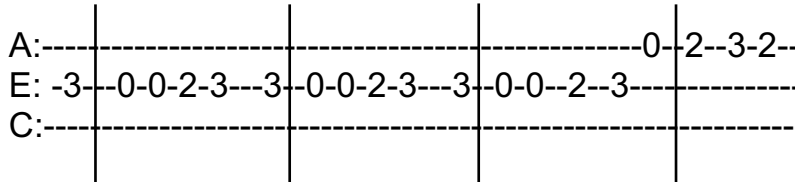
Strum = *Staccato* Down Strums D D D D  
OR *Pulsing* 1 2 3 4



## INTRO

[Em] x 8 then [Em] [Em] [Em] [Em] [B7] X 2 with Riff

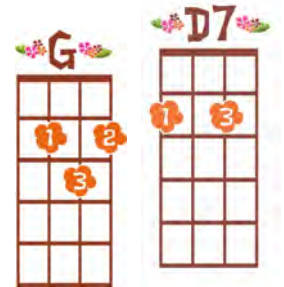
Then riffers



**STACCATO**  
performed with each note sharply detached or separated from the others.  
"a staccato rhythm"

## Verse

[Em] Blue skies [B+] smiling at [Em7] me [A9] Nothing but  
[G] Blue skies [D7] do I [G] see [G - B7] [D D - DuD]  
[Em] Blue birds [B+] singing a [Em7] song [A9] Nothing but  
[G] Blue birds [D7] all day [G] long. [G] [D D - DuD]



## Middle 8

[G]↓Never saw the [G] ↓sun [Cm] ↓shining so [G] ↓bright  
[Cm] ↓Never saw [G] ↓ things [D7] ↓ going so [G] ↓ right  
[G] ↓ Noticing the [G] ↓ days [Cm] ↓ hurrying [G] ↓ by  
[Cm] ↓When you're in [G] ↓ love, [D7] ↓ my how they [G↓- B7↓] fly



## Verse

[Em] Blue days [B+] all of them [Em7] gone [A9] Nothing but  
[G] Blue skies [D7] from now [G] on [G] [D D - DuD]

## Instrumental (verse chords) Strummers and pickers

[Em] [B+] [Em7] [A9] [G] [D7] [G] [G - B7] [D D - DuD]

A: 2-2-2-2—2-2-2-2—2-2-2-2—2-2-2-2—2-2-2-2—0-0-0-0—2-2-2-2—2-2-0-0

C: 4-4-4-4—3-3-3-3—2-2-2-2—1-1-1-1—2-2-2-2—0-0-0-0—2-2-2-2—2-2-3-3-

[Em] [B+] [Em7] [A9] [G] [D7] [G] [G] [D D - DuD]

A: 2-2-2-2—2-2-2-2—2-2-2-2—2-2-2-2—2-2-2-2—0-0-0-0—2-2-2-2—2-2-2-2-

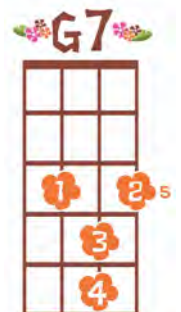
C: 4-4-4-4—3-3-3-3—2-2-2-2—1-1-1-1—2-2-2-2—0-0-0-0—2-2-2-2—2-2-2-2-

## Repeat Middle 8

## Verse

[Em] Bluebirds [B+] singing a [Em7] song [A9] Nothing but  
[G] Blue skies [D7] from now on [G] [G] [D D - DuD] Nothing but  
[G] Blue skies [D7] from now on....[G7]↓↓↓↓

[G7]shape ↓↓ ↓↓ ] [G ↓↓↓↓] [G↓↑ -----F#↓----- G↑  
on 4<sup>th</sup> fret 3<sup>rd</sup> fret 2<sup>nd</sup> fret slide to 1<sup>st</sup> fret




# Comes a Time

Neil Young

Strum = Shuffle

INTRO [G] Until Ready



## VERSE ONE

[Gx2] Comes a time [Bm7x2] when you're driftin'  
[Dx2] Comes a time when you [Amx1] settle down [Cx1]  
[G x2] Comes a light [Bm7 x2] feelin's liftin'  
[D x2] Lift that baby right up [Am x1] off the ground [C x1]

CHORUS (1<sup>st</sup> two lines: 3 x ↓ 1 x ↑)

[G x2] Whoa, [F x1] this old [C x1] world keeps [G x2] Spinnin' round  
It's a [F x1] wonder tall [C x1] trees ain't [G x2] layin' down  
(Shuffle) There comes a [Dm7 x2] Time [G x2]

## VERSE TWO

[G] You and I [Bm7] we were captured  
[D] We took our souls and we [Am] flew away [C]  
[G] We were right [Bm7] we were giving  
[D] That's how we kept what we [Am] gave away [C]

## CHORUS

[G] Whoa, [F] this old [C] world keeps [G] spinnin' round  
It's a [F] wonder tall [C] trees ain't [G] layin' down  
There comes a [Dm7] Time [G]

## CHORUS

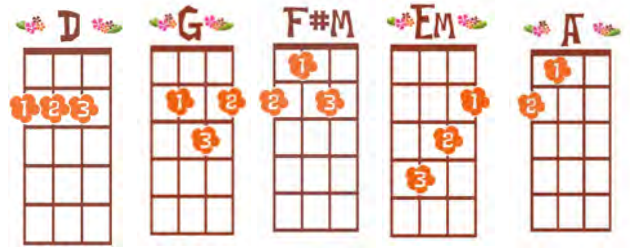
[G] Whoa, [F] this old [C] world keeps [G] spinnin' round  
It's a [F] wonder tall [C] trees aint [G] layin' down  
There comes a [Dm7] Time [G]

## OUTRO

Comes a [Dm7] Time [G]  
Comes a [Dm7] Time [G]  
Comes a [Dm7] Time [G]

# People Have The Power

Patti Smith



**Strum:** 8 little ↓ on each chord

**Intro:** [D] [G] [D] [G] [D] [G] [D] [G]

Oo-oo-oooh, Oo, oo, oooh

I was [D] dreaming .. in my [G] dreaming ..  
of an [D] aspect .. bright and [G] fair  
And my [D] sleeping .. it was [G] broken ..  
but my [D] dream .. it lingered [G] near  
In the [D] form of .. shining [G] valleys .. (Oo-oo-oooh)  
Where the [D] pure air .. rari-[G]-fied (Oo-oo-oooh)  
And my [D] senses .. newly [G] opened .. (Oo-oo-oooh)  
I a-[D]-wakened .. to the [G] cry (Oo-oo-oooh)

That the [F#m] people .. have the [G] power (That the people, Have the Power)  
to re-[D]-deem .. the work of [Em] fools (To redeem, The work of fools)  
Upon the [F#m] meek .. the graces [G] shower (Upon the meek, The graces shower)  
it's de-[D]-creed .. the people [A] rule [A] (It's decreed, The people rule)

**Strum:** *Island*

People have the [D] power [G], People have the [Em] power [A]  
People have the [D] power [G], People have the [Em] power, [A] believe it..

**Strum:** *Back to 8 little ↓ on each chord*

[D] [G] [D] [G]

Oo-oo-oooh, Oo, oo, oooh

Vengeful [D] aspects .. became [G] suspect .. (Oo-oo-oooh)  
and bending [D] low .. as if to [G] hear (Oo-oo-oooh)  
And the [D] armies .. ceased ad-[G]-vancing .. (Oo-oo-oooh)  
because the [D] people .. had their [G] ear (Oo-oo-oooh)  
And the [D] shepherds .. and the [G] soldiers .. (People have power)  
Well they [D] laid, beneath the [G] stars (People have power)  
Exchanging [D] visions .. and laying [G] arms .. (People have power)  
to [D] waste .. in the [G] dust (People have power)

In the **[F#m]** form of .. shining **[G]** valleys (In the form of, Shining valleys)  
Where the **[D]** pure air .. rari-**[Em]**-fied (Where the pure air, Rarified)  
And my **[F#m]** senses .. newly **[G]** opened (And my senses, Newly opened)  
I a-**[D]**-wakened .. to the **[A]** cry **[A]** (I awakened, To the cry)

**Strum:** *Island*

People have the **[D]** power **[G]**, People have the **[Em]** power **[A]**  
People have the **[D]** power **[G]**, People have the **[Em]** power **[A]**

**Strum:** *d Xu uX on each chord*

**[D] [G] [D] [G]    [D] [G] [D] [G]**

Aa-aah, Aa-aah, Aa-aah, Aa-aah,

Where there were **[D]** deserts .. I saw **[G]** fountains .. (Ah-a-a, Ah-a-a)  
And like **[D]** cream .. the waters **[G]** rise (Ah-a-a, Ah-a-a)  
And we **[D]** strolled .. there to-**[G]**-gether .. (Ah-a-a, Ah-a-a)  
With none to **[D]** laugh or criti-**[G]**-cise (Ah-a-a, Ah-a-a)  
And the **[D]** leopard .. and the **[G]** lamb .. (People have power)  
Lay to-**[D]**-gether .. truly **[G]** bound (People have power)  
Well I was **[D]** hoping .. in my **[G]** hoping .. (People have power)  
To re-**[D]**-call .. what I had **[G]** found (People have power)  
I was **[F#m]** dreaming .. in my **[G]** dreaming (I was dreaming, In my dreaming)  
God **[D]** knows .. a purer **[Em]** view (God knows, A purer view)

As I **[F#m]** surrendered .. into my **[G]** sleeping (As I surrendered, To my sleeping)  
I com-**[D]**-mit .. my dream to **[A]\*** you **[A]\*** (I commit, My dream to you) \* *dudududu*

**Strum:** *Island to end*

People have the **[D]** power **[G]** (*to dream*), People have the **[Em]** power **[A]** (*to vote*)  
People have the **[D]** power **[G]** (*to strike*), People have the **[Em]** power **[A]** (*to love*)  
(*'People have the power' continues over next 6 lines*)

The power to **[D]** dream, to **[G]** rule, to **[Em]** wrestle the earth from **[A]** fools  
It's de-**[D]**-creed .. the people **[G]** rule .. it's de-**[Em]**-creed .. the people **[A]** rule  
**[D]** I believe every-**[G]**-thing we dream, can **[Em]** come to pass through our **[A]** union **[D]**  
We can turn the **[G]** world around, we can **[Em]** turn the earth's revo-**[A]**-lution  
We have the **[D]** power **[G]**, People have the **[Em]** power **[A]**  
People have the **[D]** power **[G]**, People have the **[Em]** power **[A]** 1↓ 2↓ 3↓ 4↓  
**[D]** ↓ AAHHHHHHH! (Use Your Voice)