

SAWTELL UKULELE GROUP

WWW.UKOONO.COM.AU

SONGBOOK 6 (2021/22)



For more info contact: **STEPHANIE SIMS** | 0421 346 713 | stephanie@ukoono.com.au
www.ukoono.com.au | facebook.com/ukoono

SONGBOOK 6 CONTENTS

- 1. Friday On My Mind**
- 2. Road to Nowhere**
- 3. Valerie**
- 4. Sunny Afternoon**
- 5. Sweet Child O' Mine**
- 6. Are You Old Enough**
- 7. Oh No Not You Again**
- 8. Flame Trees**
- 9. The Nips Are Getting Bigger**
- 10. All My Friends Are Getting Married**
- 11. Capricorn Dancer**

Friday On My Mind

Easybeats

INTRO **[Dm]** (*dudududududududu*) (*dudu*)

VERSE 1 (*single strum or picking*)

[Dm] Monday morning feels so **[G]** bad **[C]**

[Dm] Everybody seems to **[G]** nag **[C]** me

[F] Coming Tuesday I feel **[A7]** better

[D7] Even my old man looks **[Gm]** good

[G] Wednesday just don't go **[Cm]** Thursday goes too slow

[Cm] I have Friday on my **[Bb]**↓ mind **[D]**↓ **[G]**↓ **[E7]**↓ **[A]**↓ **[D]**↓

CHORUS (*strum: 'this and that and' for rest of song*)

[G-2] Gonna' have fun in the **[Bm]** city

[G-2] Be with my girl she's so **[Bm]** pretty

[C] She looks fine tonight

[E7] She is out of sight to **[Am]** me

To**[C]**night I'll spend my bread

To**[A]**night I'll lose my head

To**[C]**night I've got to get ton**[G]**-i-i-**[D7]**ight

[Gm]↓ Monday I'll have **[C]**↓ Friday on my **[F]**↓ mind **[F]**↓ **[D]**↓

[Dm] (*dudududududududu*) (*dudu*)

VERSE 2

[Dm] Do the five-day grind once **[G]** more **[C]**

[Dm] I know of nothin' else that **[G]** bugs **[C]** me

[F] More than workin' for the **[A7]** rich man

[D7] Hey I'll change that scene one **[Gm]** day

[G] Today I might be mad **[Cm]** tomorrow I'll be glad

[Cm] Cause I've got Friday on my **[Bb]** mind **[D]** **[G]** **[E7]** **[A]** **[D]**

CHORUS +

[G-2] Gonna' have fun in the **[Bm]** city, **[G-2]** Be with my girl she's so **[Bm]** pretty

[G-2] Gonna' have fun in the **[Bm]** city, **[G-2]** Be with my girl she's so **[Bm]** pretty **[G-2]**



Road to Nowhere

Talking Heads

Strum = DDD DUDU DD DU or Pulsing



INTRO (accapella)

Well we [G] know where we're [D] goin', but we [C] don't know where we've [G] been

And we [G] know what we're [D] knowing, but we [C] can't say

what we've [D#] see-[D] een

And we're [G] not little [D] children, and we [C] know just what we [D#] wa-[D]-ant

And the [G] future is [D] certain, give us [C] time to work it [D#] ou-[D]-ut.

[E] [E] [E] Yeah [E]

[E] We're on a road to nowhere [C#m] come on inside

[E] Takin' that ride to nowhere [C#m] we'll take that ride

[A] I'm feelin' okay this mornin' [E] and you [B] know (Riff 1 comes in)

[A] We're on the road to para-[E]-dise, here we [B] go, here we [E] go [E] [E] [E]

[E] We're on a ride to nowhere [C#m] come on inside

[E] Takin' that ride to nowhere [C#m] we'll take that ride

[A] Maybe you wonder where you [E] are, I don't [B] care (Riff 1 comes in)

[A] Here is where time is on our [E] side, take you [B] there, take you [E] there [E] [E] [E]

[E] We're on a road to nowhere [C#m] Ha! Ha! (Riff 2)

[E] We're on a road to nowhere [C#m] Ha! Ha! (Riff 2)

[E] We're on a road to nowhere [C#m] Ha! Ha! (Riff 2)

There's a [E] city in my mind, come along and take that ride

And it's al-[C#m]-right (Riff 1), Baby it's alright (Riff 1 cont)

And it's [E] very far away, but it's growing day by day

And it's al-[C#m]-right (Riff 1), Baby it's alright (Riff 1 cont)

Would you [E] like to come a*long? You can help me sing this song *(We're on a road to nowhere)

And it's al-[C#m]-right (Riff 1), Baby it's alright (Riff 1 cont)

They can [E] tell you what to *do, but they'll make a fool of you *(We're on a road to nowhere)

Well it's al-[C#m]-right (Riff 1), Baby it's alright (Riff 1 cont)

REPEAT

[E] We're on a road to nowhere [C#m] Hey! (Riff 2)

[E] We're on a road to nowhere [C#m] Haaaah! (Riff 2)

[E] We're on a road to nowhere [C#m] Ya! Ya! (Riff 2)

A cappella

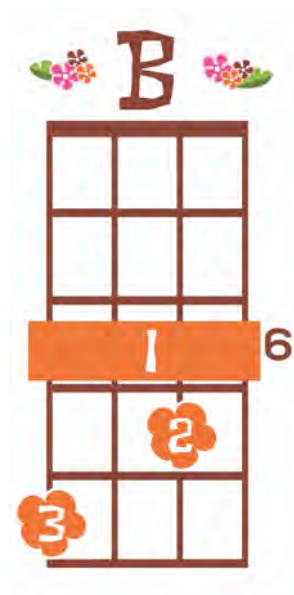
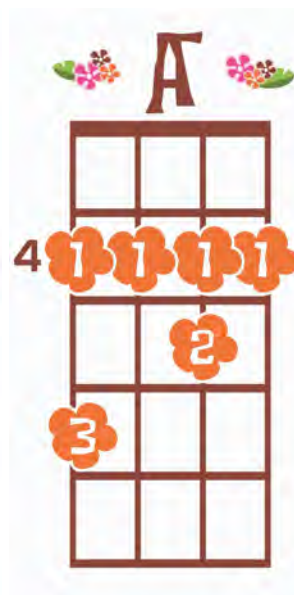


[E] We're on a road to nowhere

RIFF 1

A 2 4 2 4 7 4 2 2 4 2 4 7 4 2
E 2 4 2 4 2 4 4 2 4 2 4 2 4 2 0
C
G

RIFF 2

A 4 2
E 4 2 0
C
G



Road to Nowhere

SOPRANO

Well we know where we're go - ing but we don't know where we've

ALTO

know where we're go - ing but we don't know where we've

TENOR LEAD

Well we know where we're go - ing but we don't know where we've

BASS

know where we're go - ing but we don't know where we've

The first system of the musical score is for the vocal parts. It consists of four staves: Soprano, Alto, Tenor Lead, and Bass. The key signature is one sharp (F#) and the time signature is 4/4. The Soprano part begins with a quarter note G4, followed by a half note A4, and then a quarter note B4. The Alto part begins with a quarter rest, followed by a half note G3, and then a quarter note A3. The Tenor Lead part begins with a quarter note G3, followed by a half note A3, and then a quarter note B3. The Bass part begins with a quarter rest, followed by a half note G2, and then a quarter note A2. The lyrics are: "Well we know where we're go - ing but we don't know where we've" for Soprano, Tenor Lead, and Bass; and "know where we're go - ing but we don't know where we've" for Alto.

4

been. and we know what we're know - ing but we can't say what we've see - n and we're

been. and we know what we're know - ing but we can't say what we've see - n and we're

been. and we know what we're know - ing but we can't say what we've see - n and we're

been. and we know what we're know - ing but we can't say what we've see - n and we're

The second system of the musical score continues the vocal parts. It consists of four staves: Soprano, Alto, Tenor Lead, and Bass. The key signature is one sharp (F#) and the time signature is 4/4. The Soprano part begins with a quarter note G4, followed by a quarter rest, and then a quarter note A4. The Alto part begins with a quarter rest, followed by a quarter note G3, and then a quarter note A3. The Tenor Lead part begins with a quarter note G3, followed by a quarter rest, and then a quarter note A3. The Bass part begins with a quarter rest, followed by a quarter note G2, and then a quarter note A2. The lyrics are: "been. and we know what we're know - ing but we can't say what we've see - n and we're" for Soprano, Tenor Lead, and Bass; and "been. and we know what we're know - ing but we can't say what we've see - n and we're" for Alto.

9

not lit-tle child - ren and we know what we wan - t and the

not lit-tle child - ren and we know what we wan - t and the

not lit-tle child - ren and we know what we wan - t and the

not lit-tle child - ren and we know what we wan - t and the

13

fut - ure is cer - tain give us time to work it ou - t

fut - ure is cer - tain give us time to work it ou - t

fut - ure is cer - tain give us time to work it ou - t

fut - re is cer - tain give us time to work it ou - t

Valerie

Song writers: Abi Harding, Boyan Chowdhury, Dave McCabe, Russ Pritchard, Sean Payne

Strum: Sixteenth notes [1 e + a, 2 e + a, 3 e + a, 4 e + a]

Intro: Muted rhythm [d d d du u ududu] x2

Then with chords [EbM7] [·/.] [Fm] [·/.] x2



Verse 1

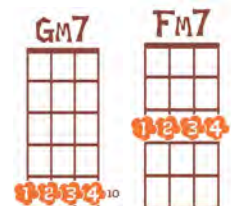
Well some [Eb] times I go out, by my[·/.]self, and I look across the [Fm] water [·/.]
 And I think [Eb] of all the things, What you're [·/.] doing, and in my head
 I make a [Fm] picture [·/.]

Chorus

'Cos [AbM7] since I've come on home , well my [Gm] body's been a mess
 And I've [AbM7] missed your ginger hair and the [Gm] way you like to dress
 Won't [AbM7] you come on over, [Gm] stop making a fool, out of [Bb]me
[Bb ↓] stop NC Why won't you come on over
 Valer[Eb]*ie? [·/.] Valer[Fm]ie? [·/.] Why won't you come on over *Riff 1
 Valer[Eb]*ie? [·/.] Valer[Fm]ie? [·/.]

Verse 2

Did you [Eb] have to go to jail, put your [·/.] house on up for sale,
 Did you get a good [Fm] lawyer? [·/.]
 I hope you [Eb] didn't catch a tan, I hope you [·/.] find the right man who'll fix it up
[Fm] for ya....pause ↓ ↓ ↓
 Are you [Eb] ↓ shoppin' anywhere, Changed the [·/.] colour of your hair,
 are you [Fm] ↓ busy? [Gm7] ↓ [Fm7] ↓
 And did you [Eb] ↓ have to pay the fine you were [·/.] dodging all the time
 are you still [Fm] ↓ dizzy (count: 2, 3, 4, 1, 2, 3, 4)



Chorus 2

Cos [AbM7] since I've come on home, well my [Gm] body's been a mess
 And I've [AbM7] missed your ginger hair and the [Gm] way you like to dress
 Won't [AbM7] you come on over, [Gm] stop making a fool out of [Bb] me
 (Last time to coda)
[Bb ↓] stop NC Why won't you come on over
 Valer[Eb]**ie? [·/.] Valer[Fm]ie? [·/.] Why won't you come on over **Add Riff 2
 Valer[Eb]**ie? [·/.] Valer[Fm]ie? [·/.]

Repeat Verse 1 and Chorus 2 to coda

Coda [Bb ↓] stop Why won't you come on over Valer[Eb]* **ie? [·/.] * ** Riff 1 and 2
 Valer[Fm]ie? [·/.] Why won't you come on over Valer[Eb]ie? [·/.]
 Valer[Fm]ie? [·/.] Why won't you come on over Valer[Eb]ie? [·/.]
 Valer[Fm]ie? [Fm ↓] NC Why won't you come on over Valerie? [EbM7] ↓

Sunny Afternoon

Written by Ray Davies – The Kinks

Strum = Intro: d-du (each chord;) Verse/Chorus: (Shuffle) d DuduDu

Intro [Dm] [Dm7] [Dm6] [A#M7] [A] [A7] [A7+5] [A7] REPEAT

Riff	A: 5--5--3--3--2--2--1--1--0--0-----
	E: -----3--3--1--1--0--0--

Verse 1

The [Dm] taxman's taken [C] all my dough, And [F] left me in my [C7] stately home
 [A ↓↓] Lazin' [A7↓↓] on a [A7+5↓↓] sunny [A7↓↓] after [Dm] noon
 And I can't [C] sail my yacht, He's [F] taken every [C] thing I've got
 [A↓↓] All I've [A7↓↓] got's this [A7+5↓↓] sunny [A7↓↓] after [Dm] noon [D] ↓↓↓↓

Chorus 1

[D7] Save me, save me, save me from this [G7] squeeze
 I got a [C7] big fat mama tryin' to break [F] me [A7]
 And I [Dm] love to live so [G7] pleasantly
 [Dm] Live this life of [G7] luxury *
 [F↓↓↓↓] Lazin' on a [A7↓↓↓↓] sunny after [Dm] noon [Dm (dud) - A7 (u-udu)]
 In the [Dm] summertime [Dm (dud) - A7 (u-udu)]
 In the [Dm] summertime [Dm (dud) - A7 (u-udu)]
 In the [Dm] summertime [Dm (dud) - A7 (u-udu)]

Verse 2

My [Dm] girlfriend's run off [C] with my car, And [F] gone back to her [C7] ma and pa
 [A↓↓] Tellin' [A7↓↓] tales of [A7+5↓↓] drunken [A7↓↓] ness and [Dm] cruelty
 Now I'm [C7] sittin' here, [F] Sippin' at my [C7] ice-cold beer
 [A↓↓] Lazin' [A7↓↓] on a [A7+5↓↓] sunny [A7↓↓] after [Dm] noon [D] ↓↓↓↓

Chorus 2

[D7] Help me, help me, help me sail a [G7] way
 Or give me [C7] two good reasons why I oughta [F] stay [A7]
 Cos I [Dm] love to live so [G7] pleasantly
 [Dm] Live this life of [G7] luxury *
 [F↓↓↓↓] Lazin' on a [A7↓↓↓↓] sunny after [Dm] noon [Dm (dud) - A7 (u-udu)]
 In the [Dm] summertime [Dm (dud) - A7 (u-udu)]
 In the [Dm] summertime [Dm (dud) - A7 (u-udu)]
 In the [Dm] summertime [Dm (dud) - A7 (u-udu)]

Chorus 1

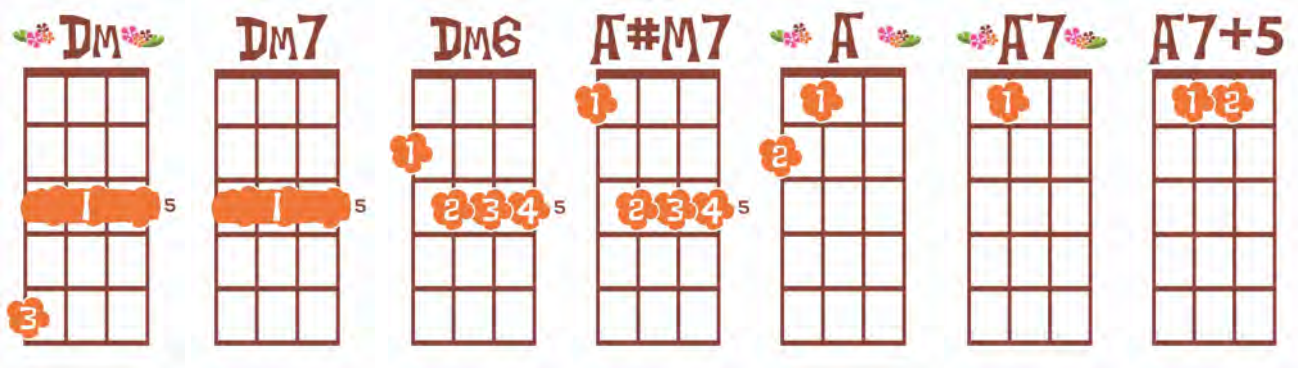
[D7] Save me, save me, save me from this [G7] squeeze
 I got a [C7] big fat mama tryin' to break [F] me [A7]
 And I [Dm] love to live so [G7] pleasantly
 [Dm] Live this life of [G7] luxury
 [F↓↓↓↓] Lazin' on a [A7↓↓↓↓] sunny after-

A: --0--0--0--0--0--0--
E: --0--0--0--0--
C: 2-----2-----2-----2--

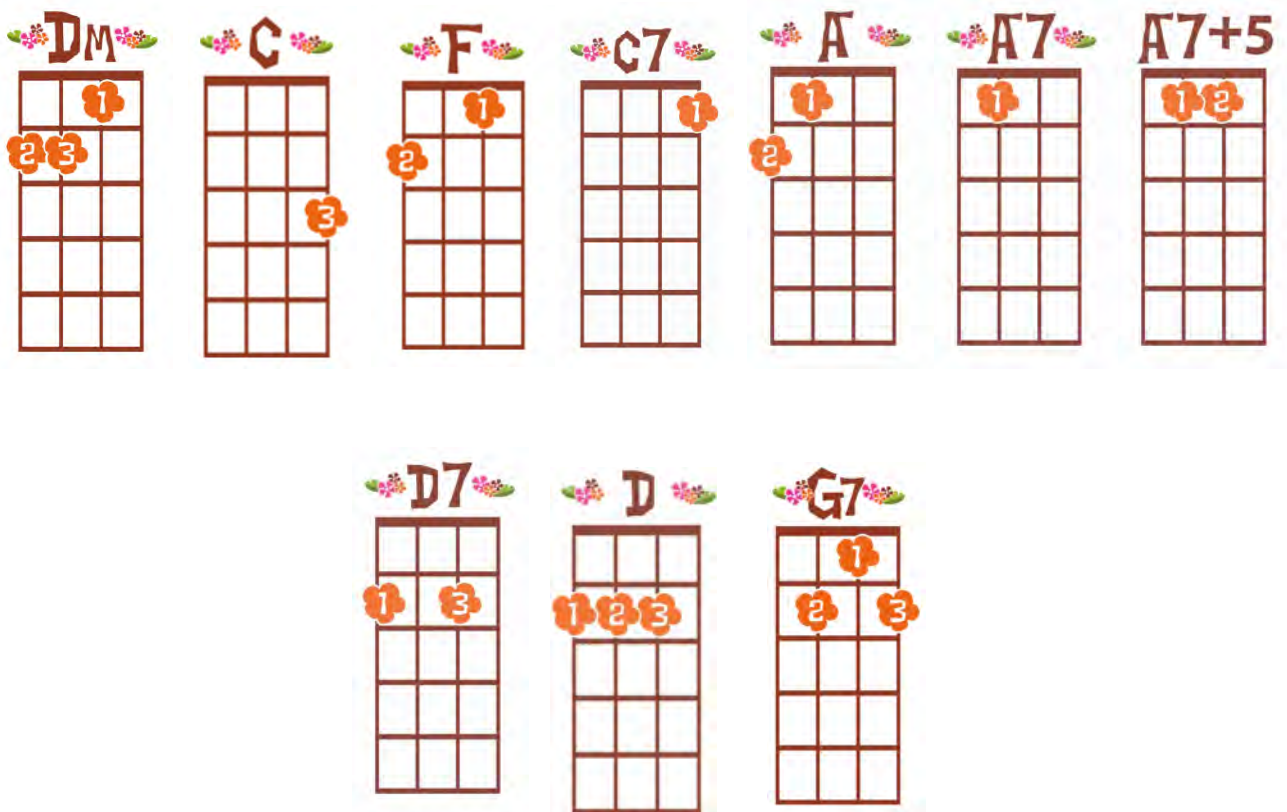
*
 [Dm] noon [Dm (dud) - A7 (u-udu)]
 In the [Dm] summertime [Dm (dud) - A7 (u-udu)] x 3 [Dm↓] (picking) [Dm] (pinch)



CHORDS FOR INTRO



CHORDS VERSE/CHORUS



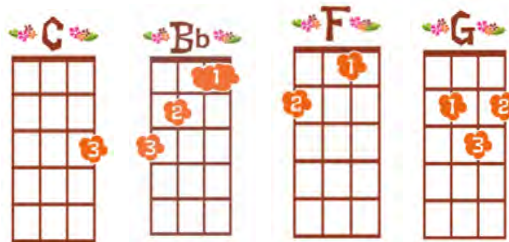
Sweet Child O' Mine

Guns & Roses

INTRO Massive Uke Riff (8 bars)

[C] ↓ [Bb] ↓ [F] ↓ [C] ↓

This and That and [C] [Bb] [F] [C]



VERSE 1

[C] She's got a smile that it seems to me

Re-[Bb]-minds me of childhood memories

Where [F] everything was as fresh as the bright blue [C] sky

[C] Now and then when I see her face

She [Bb] takes me away to that special place

And if I [F] stared too long, I'd probably break down and [C] cry

CHORUS (*Island on G & Bb; this and that on C*)

[G] Whoa-[Bb] oh, sweet child o' [C] mine

[G] Whoa, Oh, Oh, [Bb] Oh sweet love [C] of mine

[C] [Bb] [F] [C] (+ *Riff 1*)

VERSE 2

[C] She's got eyes of the bluest skies

As [Bb] if they thought of rain

I [F] hate to look into those eyes and [C] see an ounce of pain

Her [C] hair reminds me of a warm safe place

Where [Bb] as a child I'd hide

And [F] pray for the thunder and the rain to [C] quietly pass me by

CHORUS

[G] Whoa-[Bb] oh, sweet child o' [C] mine

[G] Whoa, Oh, Oh, [Bb] Oh sweet love [C] of mine

[C] [Bb] [F] [C] (+ *Riff 1*) x 2

CHORUS x 2



BRIDGE

[Dm] ↓↓ [F] ↓↓ [Gm] ↓↓ [Bb] dudu [C] dudu X 2

(Continue strum pattern throughout)

[Dm] Where do we go, [F] where do we go now, [Gm] where do we go? [Bb] [C]

[Dm] Where do we go, [F] where do we go? [Gm] where do we go now? [Bb] [C]

[Dm] Where do we go? [F] Sweet child. [Gm] Where do we go now? [Bb] [C]

(Strum changes to dudududu)

[Dm] Ay, ay, ay, ay, ay [F] ay ay ay, [Gm] Where do we go now? [Bb] [C]

[Dm] Where do we gooo, [F] ahh, [Gm] where do we go now? [Bb] [C]

[Dm] Where do we gooo, [F] oooo, [Gm] where do we go now? [Bb] [C]

[Dm] Where do we go. [F] where do we go [Gm] where do we go now?

[Bb] ↓↓↓ Now-now-now [C] ↓↓↓ now-now-now

[Dm] Now! Sweet [F] child, sweet [Gm] ↓ chi-i-i-i-i-i-i-i [Bb] ↓ i-i-i-i

[C] ↓ i-i-ild of [Dm] *(tremolo)* mine

Riff

	C			Bb			F			C		
A												
E	3	1	0	3	1	0	3	1		3	1	
C					2			2		0	0	
G												0 0

Are You Old Enough

Dragon

Strum = Island (emphasis on 2 & 4: d Du uDu d Du uDu)

[D] [A] [C] [G]

Verse 1

[D] Ten years in the [A] jailer's eye


And I'm [C] thinkin' bout my baby

[G] Lookin' at my life go [D] by [A] [C] [G]

[D] Fallin' in the [A] streets of Rome

And I'm [C] laughin' at the poor man

[G] Talkin' to the blind [D] man [A] [C] [G]




Pre-Chorus

[Bm] See the lady in the [G] street car light [Ahhh, ah]

[Bm] Colour a la tou- [G] -louse [Ahhh, ah]

[Bm] Television and a [G] red, red wine [Ahhh, ah]

[Em] Won't you tell me [A] won't you tell me the [D]* ↓↓ truth



(*Start picking chords on last [D]: up and down C, E, A strings twice each chord and continue over chorus)

Chorus

Are you [A] old enough [C] Are you [G] old enough

[D] Are you [A] old enough [C] Are you [G]* old enough (* bass and drums start)

(Picking continues, strummers start)

[D] Are you [A] old enough, oo-oo-oo [C] Are you [G] old enough for love

[D] [A] [C] [G] (Riff 1 over the top of these chords and first two lines below)

Verse 2

[D] Time goes and [A] here we stand [C] Laughin' at the sideshow

[G] Sinkin' in the quicksand [D] [A] [C] [G]

[D] The other side of a- [A] -nother world [C] Scratch my back go the

[G] Coloured girls [D] yeah [A] oh [C] yeah [G]

Riff 1:

	D		A		C		G
A			0	0	2	0	
E	2	0	2		3		3 2 2 3
C							2
G							

Oh No Not You Again

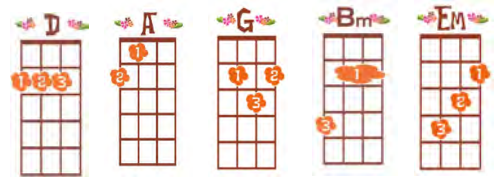
Australian Crawl

Strum = Island

Intro: 1st line – solo; 2nd line: [D]↓ [A]↓ [G]↓ [G]↓

3rd line: Island [D] [A] [G] [G]

4th line: [D] [A]↓ [Bm]↓ [A]↓ [G] [Em]↓



Verse 1

[D] Let me tell you 'bout the [A] two young lovers that [G] lived down the coast [G]

[D] She was such a [A] pretty thing... [G] Man what a host [G] (d-du-du) [A] (du)

[D] Evening [A] time, she sets the [G] table for four [G]

[D] Some friends are coming [A] round tonight

He's [G] out on the town, he's [G] trying to score [A]

Verse 2

[D] Woke up [A] early this morning [G] something's on his mind [G]

[D] Cursing the [A] night before... [G] Breakfast at nine [G] you [A] know

[D] Felt him [A] restless whoa [G] all through the night [G]

[D] She senses something's [A] wrong with him

She [G] don't want to cry, she [G] just wants to know [A] why **(Harmonies start – til end of Chorus)*

Chorus

[D] Oh, oh, oh [A] oh... Oh no not [G] you again [G]

[D] Oh, oh, oh [A] oh... Oh no not [G] you again [G]

Verse 3

[D] Don't own a [A] swimming pool not [G] even a colour t-[G]-v

[D] Works awful [A] hard some days... and [G] she lets him be [G] you [A] know

[D] Things ain't looking [A] good for them no [G] love no more [G]

[D] Some friends are coming [A] round tonight

He's [G] out on the town [G] Knocking on the wrong [A] door **(Harmonies start – til end of Chorus)*

Chorus

[D] Oh, oh, oh [A] oh... Oh no not [G] you again [G]

[D] Oh, oh, oh [A] oh... Oh no not [G] you again [G]

[D] Oh, oh, oh [A]↓ oh... [Bm]↓ Oh [Bm]↓ no [A]↓ not [G] you again [G]

(Here she comes, she comes, she comes now)

Instrumental

[D] [A] [G] [G] x 4

Verse 4

[D] Let me tell you 'bout the [A] two young lovers that [G] lived down the coast [G]

[D] She was such a [A] pretty thing... [G] Man what a host [G] (d-du-du) [A] (du)

[D] Evening [A] time, she sets the [G] table for four [G] *(Harmonies)

[D] Some friends are coming [A] round tonight

He's [G] out on the town, he's [G] trying to score [A] *(Harmonies start – til end of Chorus/Outro)

Chorus/Outro

[D] Oh, oh, oh [A] oh... Oh no not [G] you again [G]

[D] Oh, oh, oh [A] oh... Oh no not [G] you again [G]

[D] Oh, oh, oh [A] oh... Oh no not [G] you again [G]

[D] Oh, oh, oh [A]↓ oh... [Bm]↓ Oh [Bm]↓ no [A]↓ not [G] you again [G] (Here she comes..)

[D] Oh, oh, oh [A] oh... Oh no not [G] you again [G] (Again, again, again, again)

[D] Oh, oh, oh [A] oh... Oh no not [G] you again [G] (Baby, baby, baby)

[D] Oh, oh, oh [A] oh... Oh no not [G] you again [G] (You again now, baby)

[D] Oh, oh, oh [A]↓ oh... [Bm]↓ Oh [Bm]↓ no [A]↓ not you a-[G]↓ -gain.

(slow down last line)

Flame Trees

Cold Chisel (Sarah Blasko version)

Starts with 2 bars of double drum 'heart-beat' (Metronome 95)

[G]↓ [D]↓ [G]↓ [D]↓

Verse 1 (Single strum)


[G] Kids out driving Saturday after-[D]-noon just pass me by

[G] I'm just savouring fa-[D]-miliar sights

[G] We shared some history [D] this town and I

[G] And I can't [A] stop that long for-[F#m]-gotten feeling of [G] her

[G] Time to book a [A] room to stay to-[D]-night



Verse 2 (Pick harmony note 4 beats to bar; amped single strum; drum add tambourine)

[G] Number one is to find some friends to [D] say "You're doing well,

[G] After all this time you boys look [D] just the same."

[G] Number two is the Happy Hour at [D] one of two hotels

[G] Settle in to [A] play "Do you re-[F#m]-member so-and [G]-so." Oh, and

[G] Number three is [A] never say her [D] name

Chorus (Island starts on Em first line)

Oh, the [G]↓ flame trees will [A]↓ blind the weary [Em] driver

And there's [G] nothing else could [A] set fire to this [D] town [G]↓ [D]

There's no [G] change, there's no [A] pace, every-[Bm]-thing within it's [D] place

Just makes it [G] harder to be-[A]-lieve that she won't [D] be around [G]↓ [D]↓

Bridge (pick between C and E strings throughout; drum 4/4 tap sticks)

[G] Oh, who needs that sentimental [D] bullshit anyway

[G] Takes more than just a memory to [D] make me cry

And I'm [G] happy just to sit at a table with [D] old friends

[G] And see which one of us can tell the biggest [D] lies

And there's a [G] girl, just fallin' in love where the pianola stands [D]

With a [G] young local factory out of worker, just [D] holdin' hands

And I'm [G]↓↓↓↓ wondering if he'll [F#m]↓↓↓↓ go or if he'll [A]↓↓↓↓ stay (add drum)

[Bb]↓↓↓↓ Do you re-[F]↓↓↓↓-member, nothing [Bb]↓↓↓↓ stopped us on the (all drum)

[F]↓↓↓↓ field in our [C] ↓↓↓↓ day [D]↓



Chorus (*Island starts on Em*)

(drum sticks tap for G and A; Em rock beat for rest of song until last 2 lines: heartbeat)

Oh, those [G]↓ flame trees'll [A]↓ blind the weary [Em] driver

And there's [G] nothing else could [A] set fire to this [D] town [G]↓ [D]

There's no [G] change, there's no [A] pace, every-[Bm]-thing within it's [D] place

Just makes it [G] harder to be-[A]-lieve that she won't [D] be around [G]↓ [D]

Oh, the [G] flame trees will [A] blind the weary [Em] driver

And there's [G] nothing else could [A] set fire to this [D] town [G]↓ [D]

(single plus picking between C and E strings starts for last 2 lines until last 2 chords)

There's no [G]↓ change, there's no [A]↓ pace, every-[Bm]↓-thing within it's [D]↓ place

Just makes it [G]↓ harder to be-[A]↓-lieve that she won't [D]↓ be around [G]↓ [D]↓

(slow down last line; drum cymbal tremolo on G and D)

N.B. Harmonies in yellow

Last two lines of song singer only

Drums in green

VERSES

CHORDS	G	D	G	A	F#m	G	A	D	→
Sop:	G	F#	G	A	A	G	A	A	→
Alto:	D	D	x3	D	E	F#	D	E	F#
Tenor:	B	A		B	C#	C#	B	B	C#

N
O
T
E
S

CHORDS	G	A	Em	G	A	D	GD	G	A	Bm	D	G	A	D	GD
Sop:				G	A	A	→	G	A	F#	F#	G	A	A	A
Alto:				D	E	F#	→	D	E	D	D	D	E	E	F#
Tenor:				B	C#	D	→	B	C#	B	A	B	C#	B	D

N
O
T
E
S

BRIDGE

CHORDS	G	D	G	F#m	A	Bb	F	Bb	F	C	D
Sop:	G	F#	G	F#	E					G	A
Alto:	D	D	x4	D	C#	C#				E	F#
Tenor:	B	A		B	A	A				C	D

N
O
T
E
S

N.B. in Video Tutorial in website scroll down to find the following harmony files:

1. Soprano: V1 and V2
2. Alto: V1 and V2
3. Tenor: V1 and V2
4. Soprano: Chorus
5. Alto: Chorus
6. Tenor: Chorus
7. Soprano: Bridge
8. Alto: Bridge
9. Tenor: Bridge

The Nips Are Getting Bigger

Mental As Anything

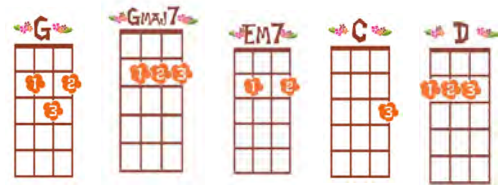


Strum = 'this and that and' or

'cha-cha cha' d-d d tap | d-d d tap = [G]-[G] [G] tap [G]-[G] [G] tap [C]-[C] [C] tap [C]-[C] [D] tap

Intro: Z chord: U-D-U U-D-U U-D-U U-D-U for 8 counts

Ukuleles start riffing (see Riff) (Repeat with bass & drums)



Verse 1

[G] Started [Gmaj7] out [Em7] [Gmaj7] just [C] drinking beer [D]

I [G] didn't know [Gmaj7] how or [Em7] why or [Gmaj7] what I was [C] doing there [D]

[G] Just a couple [Gmaj7] more [Em7] made me [Gmaj7] feel a little [C] better [D]

Be-[G]-lieve me when I [Gmaj7] tell you it was [Em7] nothing to [Gmaj7] with the [C] letter [D]

Break: [G] x6 [G*] x1 [D] x 1 [C] x 6 [D] x 2 Repeat

Verse 2

[G] Ran right out of [Gmaj7] beer [Em7] I took a [Gmaj7] look into the [C] larder [D]

[G] No bones [Gmaj7] nothing I'd [Em7] better go and [Gmaj7] get something [C] harder [D]

[G] Back in a [Gmaj7] flash [Em7] I started on a [Gmaj7] dash of Ja-[C]-maica Rum [D]

[G] Me and Pat Ma-[Gmaj7]-lone [Em7] drinking [Gmaj7] on our [C] ow-ow-ow-ow-own [D]



Chorus

[G] Wo ho [Gmaj7] [Em7] the [Gmaj7] nips are getting [C] bigger [D]

[G] Wo yeah [Gmaj7] [Em7] the [Gmaj7] nips are getting [C] bigger [D]

[G] Wo hoh [Gmaj7] [Em7] the [Gmaj7] nips are getting [C] bigger [D]

[G] Yeah [Gmaj7] [Em7] [Gmaj7] they're getting [C] bigger [D]

Break: [G] x6 [G*] x1 [D] x 1 [C] x 6 [D] x 2 Repeat

Verse 3

[G] Sometimes I [Gmaj7] wonder what [Em7] all these [Gmaj7] chemicals are

[C] doing to my brain [D]

[G] Doesn't worry [Gmaj7] me e-[Em7]-nough to stop [Gmaj7] me from [C] doing it again [D]

[G] Wiping out [Gmaj7] brain cells [Em7] by the [Gmaj7] million but [C] I don't care [D]

It [G] doesn't worry [Gmaj7] me [Em7] even though [Gmaj7] I ain't got a [C] lot to spare [D]

Chorus (skip break, straight to end)

End: [G] x6 [G*] x1 [D] x 1 [C] x 6 [D] x 2 Repeat (third time) [G] x6 [G*] x1 [D] ↓ [C] ↓

Riff:

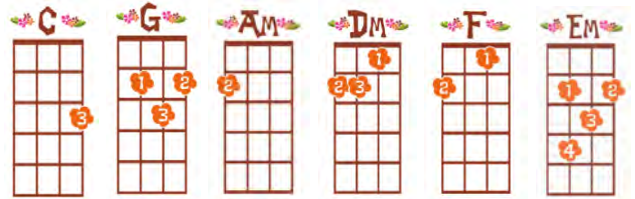
A 10 9 7 5 2 3 3 3 3 3 5 5 5
E 0

All My Friends Are Getting Married

Skyhooks

Strum = Island

[C] [G] [Am] [Am] [Dm] [G]↓ [G]↓ [C]* [C]



* pick C scale descending, on second beat

A 3 2 0
E 3 1 0
C 2 0

Chorus

Well [C] all my [G] friends are getting [Am] married [Am]

[C] Yes, they're [G] all growing [Am] old [Am]

[C] They're all staying [G] home on the [Am] weekends [Am]

[Dm] They're all doing [G]↓ what [G]↓ they're [C] told [C]

Verse 1

Well I [C] looked into the [G] crowd [F]↓ [G]↓ the [C] other night [C] (↓↓ or du du)

And I [C] saw an [Em] old fam-[G]↓-il-[Em]↓-iar [G] face [G]

He [C] said "How [G] are you [F]↓ do-[G]↓-ing, [C] Shirl my boy?" [C]

He said, [C] "Tell me, are you [Em] playing the [G]↓ same [Em]↓ old [C]* place [G]

I [C] asked him [G] [F]↓ all [G]↓ a-[C]-bout himself [C]

And he [C] said that he was [Em] married [G]↓ with [Em]↓ a [G] kid [G]

[C] Showed me a [G] picture [F]↓ [G]↓ [C] of his wife [C]

And we [C] talked about [Em] all those [G]↓ things [Em]↓ we [C]* did [G]

* pick riff below on the beat (start straight on the G chord)

A 2 0
E 3 1 0 0
C 2 2

Chorus

Well [C] all my [G] friends are getting [Am] married [Am]

[C] Yes, they're [G] all growing [Am] old [Am]

[C] They're all staying [G] home on the [Am] weekends [Am]

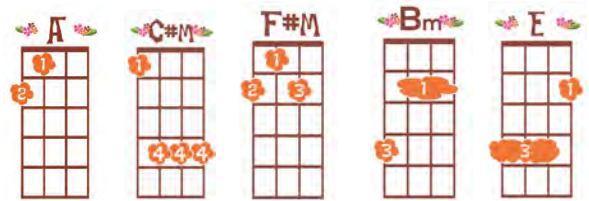
[Dm] They're all doing [G]↓ what [G]↓ they're [C]↓ told

(drums then Instrumental/key change)

Instrumental

[A] [C#m] [F#m] [F#m] x 3

[Bm] [E]↓↓ [A]↓



(see chord inversion options in video)

Verse 2

Well [C] sometimes I [G] feel [F]↓ [G]↓ like I'm [C] left behind [C] (you're always left behind)

And [C] sometimes I [Em] feel like I [G]↓ just [Em]↓ left [G]* school [G]

[C] Wonder [G] if I'll [F]↓ [G]↓ ever [C] grow up [C] (why don't you grow up)

[C] Maybe [Em] I'm the [G]↓ on-[Em]↓ -ly [G]* fool [G] (ha ha ha ha ha ha ha ha)

Chorus

Well [C] all my [G] friends are getting [Am] married [Am]

[C] Yes, they're [G] all growing [Am] old [Am]

[C] They're all staying [G] home on the [Am] weekends [Am]

[Dm] They're all doing [G]↓ what [G]↓ they're [C] told [C]

Verse 3

[C] But I'm all [G] caught up with this [Am] magic [Am]

[C] Yes I'm all [G] caught up with this [Am] fun [Am]

[C] I'm all [G] caught up with this [Am] music [Am], whoa whoa

[Dm] Maybe I'll [G]↓ never [G]↓ have a [C] son, whoa whoa whoa whoa

[Dm] Maybe I'll [G]↓ never [G]↓ have a...

Chorus (key change to A)

[A] all my [C#m] friends are getting [F#m] married (Oh the time has come)

[A] Yes, they're [C#m] all growing [F#m] old (Oh yes they're all growing old)

[A] They're all staying [C#m] home on the [F#m] weekends (I just wanna be here alone on my own)

[Bm] They're all doing [E]↓ what [E]↓ they're [A] told (Oh yes they're growing old)

[Bm] They're all doing [E]↓ what [E]↓ they're [A] told (Yes I wanna settle down)

[Bm] They're all doing [E]↓ what [E]↓ they're [A] told (but I don't wanna get pushed around)

[Bm] They're all doing [E]↓ what [E]↓ they're [A]↓* told

* pick riff below on second beat)

A 12 11 9

E 12 10 9

C 11 9

Capricorn Dancer

Richard Clapton

Strum = Island

[B(sus)] [A(sus)] [B(sus)] [A(sus)] [Abm7] [F#m] [F#°7]

Verse 1

[E] Gypsies ride from wonderland

[EM7] I took my horses down to the sand

[A] Underneath a thousand miles of **[Am]** sky

[E] I watch the waves come tumblin' down

[EM7] And heard so many different sounds

[A] Cleared my head and eased my worried **[Am]** mind

Chorus

[E] Capricorn dancer **[F#m]** I'm ridin' to shelter

[A] Show me a sign lead me **[Am]** on to the tropical **[E]** zone.

Bridge: **[B(sus)] [A(sus)] [Abm7] [F#m]**

Verse 2

[E] Diamonds scattered out to sea

[EM7] The sun keeps laughin' down on me

[A] This crazy horse is tryin' to chase **[Am]** the wind

[E] I watch the waves come tumblin' down

[EM7] Hearin' all those different sounds

[A] Just clears my head and ease my worried **[Am]** mind.

Chorus (Repeat)

[E] Capricorn dancer **[F#m]** I'm ridin' to shelter

[A] Show me a sign lead me **[Am]** on to the tropical **[E]** zone.

[B(sus)] La la la la **[A(sus)]** la da **[E]** ↓

Instrumental (Single strum)

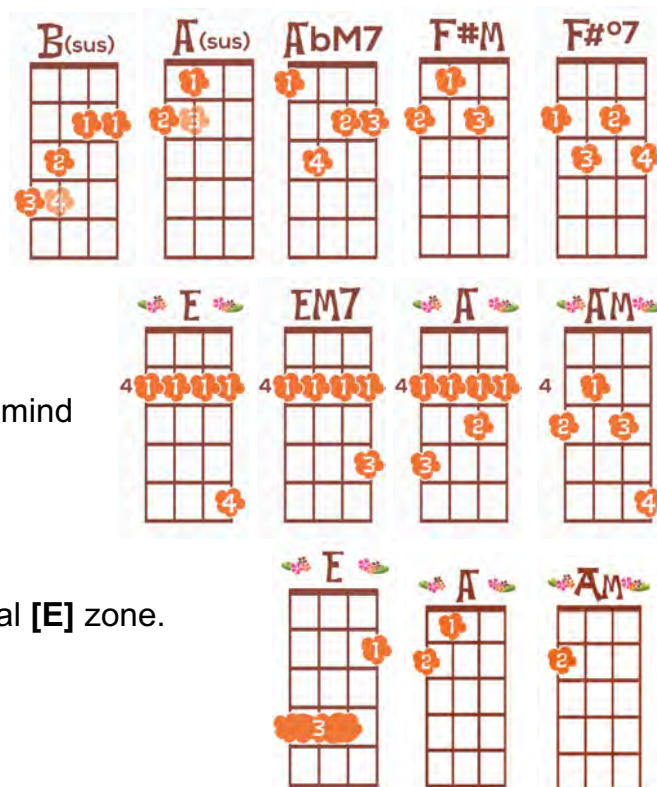
[C#m] ↓ do do do do do **[Bm7]** ↓ doo **[C#m]** ↓ do do do do do

[Bm7] ↓ doo **[C#m]** ↓ do do do do do **[Bm7]** ↓ dooo

Outro (back to Island)

[A] Ah, I see the **[Abm7]** water flow-ow-ow **[F#m]** Woh-oh-who-oh-oh **[B]** hey-yeah-aha

[A] Can you see that **[Abm7]** water flow-ow-ow **[F#m]** Ah-woh-oh-oh-oh **[B]** oh-yeah-aha **[E]** ↓



Alt Abm7

