

# SAWTELL UKULELE GROUP

WWW.UKOONO.COM.AU

## BEYOND BEGINNERS SONGBOOK 2



For more info contact: **STEPHANIE SIMS** | 0421 346 713 | [stephanie@ukoono.com.au](mailto:stephanie@ukoono.com.au)  
[www.ukoono.com.au](http://www.ukoono.com.au) | [facebook.com/ukoono](https://facebook.com/ukoono)

## **SONGBOOK 4 CONTENTS**

- 1. I Can See Clearly Now**
- 2. Sway**
- 3. Tennessee Waltz**
- 4. Happy Together**
- 5. Dream A Little Dream of Me**
- 6. Only You**
- 7. Video Killed The Radio Star**
- 8. Blue Skies**
- 9. Echo Beach**
- 10. Crazy**
- 11. What A Wonderful World**



# Sway

Words and Music by Pablo Beltran Ruiz and Norman Gimbel

Strum = d dU Udu

**INTRO** *Big Tremolo on [Dm]*

[A7sus4]-[A7] [A7sus4]-[A7] [Dm] x2 (*Repeat, and stop on 2<sup>nd</sup> Dm*)

## Verse 1

**[NC]** When marimba rhythms [A7sus4] start to [A7] play

[A7sus4] dance with [A7] me, [Dm] make me sway;

[Dm] Like a lazy ocean [A7sus4] hugs the [A7] shore

[A7sus4] Hold me [A7] close [Dm] sway me more **[Stop!]**

## Verse 2

**[NC]** Like a flower bending [A7sus4] in the [A7] breeze

[A7sus4] Bend with [A7] me, [Dm] sway with ease;

[Dm] When we dance you have a [A7sus4] way with [A7] me

[A7sus4] Stay with [A7] me [Dm] Sway with me **(Stop!)**

## BRIDGE

**[NC]** Other dancers may (C) be on the floor

(C7) Dear but my eyes will (F) see only you

Only you have that [A7] magic technique

When we sway, I go (Bb) weak (A7) ↓↓↓↓

## Verse 3

**[NC]** I can hear the sound of [A7sus4] violins [A7]

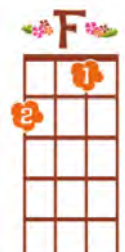

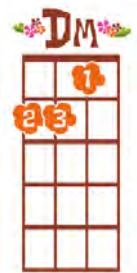
[A7sus4] Long be-[A7]fore [Dm] it begins

[Dm] Make me thrill as only [A7sus4] you know [A7] how

[A7sus4] Sway me [A7] smooth [Dm] Sway me now! **(Stop!)**

## INSTRUMENTAL – Verse chords through x 1 OR (Pick Melody)

A:	0-0-0-0-0-0-1-0----	1-0----	0-----
E:	-----3-----	3-----	3—1 — 1-1-1-1-1-3-1-0--3-1-0--1-0---
C:	-----	-----	-----2



## BRIDGE

**[NC]** Other dancers may **[C]** be on the floor

**[C7]** Dear but my eyes will **[F]** see only you

Only you have that **[A7]** magic technique

When we sway I go **[Bb]** weak **[A7]** ↓↓↓

## Verse 3

**[NC]** I can hear the sound of **[A7sus4]** violins **[A7]**

**[A7sus4]** Long be-(**A7**)fore **[Dm]** it begins

**[Dm]** Make me thrill as only **[A7sus4]** you know **[A7]** how

**[A7sus4]** Sway me **[A7]** smooth **[Dm]** Sway me now! **(Stop!)**

## OUTRO

**[NC]** Make me thrill as only **[A7sus4]** you know **[A7]** how


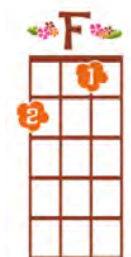
**(A7sus4)** Sway me **[A7]** smooth **[Dm]** Sway me now **(Stop!)**

**[NC]** Make me thrill as only **[A7sus4]** you know **[A7]** how,

**[A7sus4]** Sway me **[A7]** smooth

## ENDING

**[Dm]** Sway 2,3,4.... **[A7]** me 2,3,4... **[Dm]** now 2,3,4,... **[Dm]**↓ cha cha cha



# Tennessee Waltz

Red Stuart and Pee Wee King

Strum = D D u D u

1 2 + 3 +



INTRO A: (upbeat) [C] [G7] [C - Csus4] [C]  
 E: D D uDu  
 C: -----3-----3-----0--3--1-----0  
 C: -----2-----0

I was [C] dancing with my [C] darlin', to the [C7] Tennessee [F] waltz  
 When an [C] old friend I [C] happened to [D7] see [G7]  
 I introduced [C] her to my [C] loved one, And while [C7] they were [F]waltzing  
 My [C] friend stole my [G7] sweetheart from [C - Csus4] me [C]



I [C]remember that [E7] night, and the [F] Tennessee [C] waltz  
 Only [C] you know how [C] much I have [D7] lost [G7]  
 Yes I [C] lost my, little [C] darlin', the [C7] night they were [F] playing,  
 That [C] beautiful [G7] Tennessee [C - Csus4] Waltz [C]



## Interlude Repeat INTRO

INTRO A: (upbeat) [C] [G7] [C - Csus4] [C]  
 E: -----3-----3-----0--3--1-----  
 C: -----2-----0

Yes I [C] remember the [E7] night, of the [F] Tennessee [C] waltz  
 Only [C] you know how [C] much I have [D7] lost [G7]  
 Yes I [C] lost my, little [C] darlin', the [C7] night they were [F] playing,  
 That [C] beautiful [G7] Tennessee [C - Csus4] Waltz [C]

That [C] beautiful [G7] Tennessee [C - Csus4] Waltz [C]

## Outro

Repeat the INTRO

INTRO A: (upbeat) [C] [G7] [Csus4] [C 10] A:----7  
 E:----3  
 C: -----2-----0



# Happy Together

Written by Garry Bonner and Alan Gordon

Artist: The Turtles

RIFF

## INTRO [Am] x 4 bars

Strum: Pinch all 4 strings x 16

A: -3-2-0---0---0-
E: -----3--- Repeat

## Verse 1 (Strum: Pinching continues)

Imagine [Am] me and you, I do  
I think about you [G] day and night, it's only right  
To think about the [F] girl you love, and hold her tight,  
So happy to-[E7]gether

## Verse 2 (Strum: Pulsing)

If I should [Am] call you up, invest a dime (*call you up*)  
And you say you be-[G]long to me, and ease my mind (*ease my mind*)  
Imagine how the [F] world could be so very fine (*ve-ry fine*)  
So happy to-[E7]gether [E7 trip-le-let x 4]

## Chorus (Strum: This and That)

[A] I can't see me [Em] lovin' nobody but [A] you for all my [C] life  
[A] When you're with me [Em] Baby the skies'll be [A] blue for all my [C] life

## Verse 3 (Strum: Pulsing)

[Am] Me and you and you and me (*you and me*)  
No matter how they [G] toss the dice it had to be (*had to be*)  
The only one for [F] me is you and you for me (*you for me*)  
So happy to-[E7]gether [E7] (*trip-le-let x 4*)

## TO CHORUS repeat VERSE 3 (no echo)

(Strum: This and That)

[A] Ba-ba-ba-ba [Em] ba-ba-ba-ba ba-ba-[A] ba ba-ba-ba-[C] ba  
[A] Ba-ba-ba-ba [Em] ba-ba-ba-ba ba-ba-[A] ba ba-ba-ba-[C] ba  
[C] (*trip-le-let x 4*)

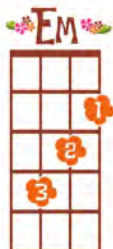
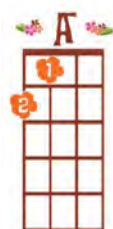
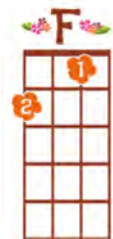
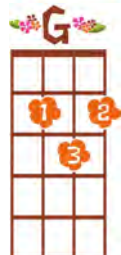
## Verse 3 (Pinch all 4 strings)

[Am] Me and you and you and me (*ah, ah, ah*)  
No matter how they [G] toss the dice it had to be (*ah, ah, ah*)  
The only one for [F] me is you and you for me, (*ah, ah, ah*)  
So happy to-[E7]gether (*oo-oo-oo-oo*)

## Coda

(switch to pulse strum)

[Am] So happy to-[E7]gether (*oo-oo-oo-oo*) [Am ] how is the [E7] weather (*ba da da da*)  
[Am]So happy to-[E7]gether (*ba da da da*) [Am] we're happy to-[E7]gether (*ba da da da*)  
[Am]So happy to-[E7]gether (*ba da da da*) [Am] happy to-[E7]gether (*ba da da da*)  
[Am] So happy to-[E7]gether (*ba da da da*) [Am] so happy to-[E7]gether, 1, 2, 3, 4 [A]↓



# Dream a Little Dream of Me by Mamas and the Papas



Strum: D D on each chord or D D dud D D dud

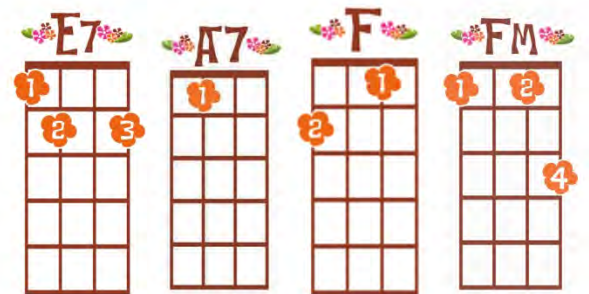
## VERSE 1

**C F#dim Ab G**  
Stars shining bright above you  
**C E7 A7**  
Night breezes seem to whisper, I love you  
**F Fm**  
Birds singing in the sycamore tree  
**C Ab G G7**  
Dream a little dream of me




## VERSE 2

**C F#dim Ab G**  
Say nighty-night and kiss me  
**C E7 A7**  
Just hold me tight and tell me you'll miss me  
**F Fm**  
While I'm alone and blue as can be  
**C Ab G C E7**  
Dream a little dream of me



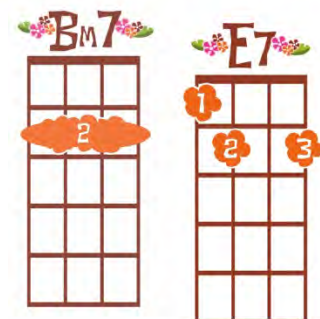
## BRIDGE

**A F#m Bm7 E7**  
Stars fading but I linger on dear  
**A F#m Bm7 E7**  
Still craving your kiss  
**A F#m Bm7 E7**  
I'm longing to linger 'til dawn dear  
**A F#m Ab G**  
Just saying this



## VERSE 3

**C F#dim Ab G**  
Sweet dreams 'til sunbeams find you  
**C E7 A7**  
Sweet dreams that leave all worries behind you  
**F Fm**  
But in your dreams whatever they be  
**C Ab G C E7**  
Dream a little dream of me



## REPEAT BRIDGE AND VERSE 3, 1<sup>st</sup> 2 lines

**F Fm**  
But in your dreams whatever they be  
**C Ab G C**  
Dream a little dream of me (slow down last three chords)



# Only You

By Yazoo

Pluck inside two strings then outside two



## INTRO

(G) Dah-da ~ ~ (D) Dah-da ~ ~ (Em) Dah-da-da-dah ~ da-da-da (C) Dah-da-da-dah ~ da-da-da (G) Dah-da-da ~ (D7) Dah ~ ~ ~ (repeat)

(G) Looking from the (D) window a-(Em)-bove, it's like a  
(D) story of (C) love. Can you (G) hear (D) me?  
(G) Came back only (D) yester-(Em)-day, moving  
(D) further a-(C)-way, Want you (G) near (D7) me.

## CHORUS

(C) All I needed was the (D) love you gave.  
(G) All I (D) needed for a-(Em)-nother day.  
And (C) all I ever (D) knew (pluck x 5 then stop) Only (G) you (back to plucking)

(G) Sometimes when I (D) think of your (Em) name and it's  
(D) only a (C) game, And I (G) need (D) you.  
(G) Listen to the (D) words that you (Em) say, it's getting  
(D) harder to (C) stay, When I (G) see (D7) you.

## CHORUS

(C) All I needed was the (D) love you gave.  
(G) All I (D) needed for a-(Em)-nother day.  
And (C) all I ever (D) knew (pluck x 5)... Only (G) you.

(G) Dah-da ~ ~ (D) Dah-da ~ ~ (Em) Dah-da-da-dah ~ da-da-da (C) Dah-da-da-dah ~  
da-da-da (G) Dah-da-da ~ (D7) Dah ~ ~ ~ (repeat)

## CHORUS

(C) All I needed was the (D) love you gave.  
(G) All I (D) needed for a-(Em)-nother day.  
And (C) all I ever (D) knew (pluck x 5)... Only (G) you.

**(G)** This is gonna **(D)** take a long **(Em)** time and I  
**(D)** wonder what's **(C)** mine. Can't **(G)** take **(D)** no more.  
**(G)** Wonder if you'll **(D)** under-**(Em)**-stand, it's just the  
**(D)** touch of your **(C)** hand, Behind a **(G)** closed **(D7)** door.

#### CHORUS


**(C)** All I needed was the **(D)** love you gave.  
**(G)** All I **(D)** needed for a-**(Em)**-nother day.  
And **(C)** all I ever **(D)** knew (pluck x 5)... Only **(G)** you.

#### OUTRO (repeat to fade)

**(G)** Dah-da ~ ~ Dah-da ~ ~ Dah-da-Dah-da ~ ~ Dah-da ~ ~ Dah-da ~ ~ Dah-da-Dah-da ~ ~

## Video Killed the Radio Star

Songwriters: Geoffrey Downes / Trevor Charles Horn / Bruce Woolley



### INTRO RIFF (see p2)

Strum = duDu duDu duDu duDu

### Verse 1 (Strum = four string pinch)

(C) I heard you (Dm) on the wireless (F) back in fifty (G) two  
(C) Lying awake (Dm) intent in (F) tuning in on (G) you  
(C) If I was (Dm) young it didn't (F) stop you coming (G) through  
(C) Oh, a, (Dm) oh (G) (G)

### Verse 2 (Strum = pinch)

(C) They took the (Dm) credit for your (F) second symphony (G)  
(C) Rewritten (Dm) by machine on (F) new technology (G)  
(C) And now I (Dm) understand the (F) problems you can (G) see  
(C) Oh, a, (Dm) oh (G) I met your children  
(C) Oh, a, (Dm) oh (G) What did you tell them?

### Chorus (Strum = this and that and)

(C) Video killed the (F) radio star (C) Video killed the (F) radio star  
(C) Pictures (G) came and (F) broke your heart  
(G) Oh, a, a, a (Am) oh

### Verse 3 (Strum = pinch)

(C) And now we (Dm) meet in an (F) abandoned studio (G)  
(C) We hear the (Dm) playback and it (F) seems so long (G) ago  
(C) And you (Dm) remember, the (F) jingles used to (G) go  
(C) Oh, a, (Dm) oh (G) You were the first one  
(C) Oh, a, (Dm) oh (G) You were the last one

### Chorus (Strum = this and that and)

(C) Video killed the (F) radio star (C) Video killed the (F) radio star  
(C) In my (G) mind and (F) in my car  
(C) We can't (G) rewind we've (F) gone too far  
(G) Oh, a, a, a (Am) oh (G) Oh, a, a, a, (Am) oh

### RIFF 2 over top of chords below (Strum = this and that and)

(Dm) (C) (Am) (F)  
(Dm) (C) (Am) (F)  
(Dm) (C) (Am) (Dm) ↓

Intro riff (Dm) (C) (Dm)

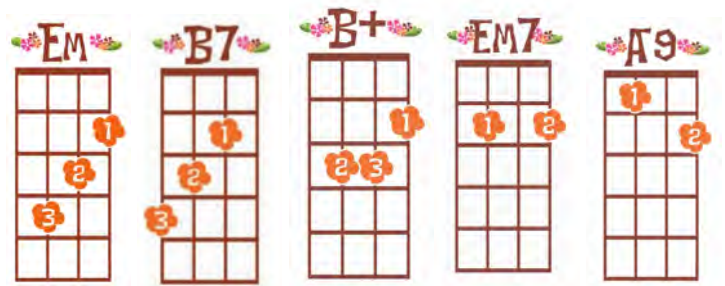
(G) ↓ (Am) ↓ (F) ↓ (Am) ↓ (F) ↓ (G) ↓



# Blue Skies

Irving Berlin

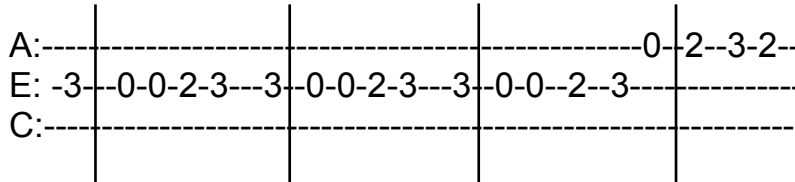
Strum = *Staccato* Down Strums D D D D  
OR *Pulsing* 1 2 3 4



## INTRO

1x Strummers ONLY    ↓ ↓ ↓ ↓    ↓ ↓ ↓ ↓    ↓ ↓ ↓ ↓    ↓ ↓ ↓ ↓    ↓ ↓ ↓ ↓

Then riffers



X 1 Strummers  
X 2 & 3 with Riff

**STACCATO**  
performed with each note sharply detached or separated from the others.  
"a staccato rhythm"

## Verse

[Em] Blue skies [B+] smiling at [Em7] me [A9] Nothing but  
[G] Blue skies [D7] do I [G] see [G - B7] [D D - DuD]  
[Em] Blue birds [B+] singing a [Em7] song [A9] Nothing but  
[G] Blue birds [D7] all day [G] long. [G] [D D - DuD]



## Middle 8

[G] ↓ Never saw the [G] ↓ sun [Cm] ↓ shining so [G] ↓ bright  
[Cm] ↓ Never saw [G] ↓ things [D7] ↓ going so [G] ↓ right  
[G] ↓ Noticing the [G] ↓ days [Cm] ↓ hurrying [G] ↓ by  
[Cm] ↓ When you're in [G] ↓ love, [D7] ↓ my how they [G ↓ - B7 ↓] fly



## Verse

[Em] Blue days [B+] all of them [Em7] gone [A9] Nothing but  
[G] Blue skies [D7] from now [G] on [G] [D D - DuD]

## Instrumental (verse chords) Strummers and pickers

[Em] [B+] [Em7] [A9] [G] [D7] [G] [G - B7] [D D - DuD]

A: 2-2-2-2—2-2-2-2—2-2-2-2—2-2-2-2—2-2-2-2—0-0-0-0—2-2-2-2—2-2-0-0

C: 4-4-4-4—3-3-3-3—2-2-2-2—1-1-1-1—2-2-2-2—0-0-0-0—2-2-2-2—2-2-3-3-

[Em] [B+] [Em7] [A9] [G] [D7] [G] [G] [D D - DuD]

A: 2-2-2-2—2-2-2-2—2-2-2-2—2-2-2-2—2-2-2-2—0-0-0-0—2-2-2-2—2-2-2-2-

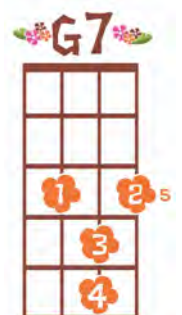
C: 4-4-4-4—3-3-3-3—2-2-2-2—1-1-1-1—2-2-2-2—0-0-0-0—2-2-2-2—2-2-2-2-

## Repeat Middle 8

## Verse

[Em] Bluebirds [B+] singing a [Em7] song [A9] Nothing but  
[G] Blue skies [D7] from now on [G] [G] [D D - DuD] Nothing but  
[G] Blue skies [D7] from now on....[G7] ↓ ↓ ↓ ↓

[G7] shape ↓ ↓    ↓ ↓ ]    [G ↓ ↓ ↓ ↓] [G ↓ ↑    -----F# ↓ -----    G ↑]  
on 4<sup>th</sup> fret    3<sup>rd</sup> fret    2<sup>nd</sup> fret    slide to 1<sup>st</sup> fret



# Echo Beach

By Martha & The Muffins



INTRO: Am (Island), D (d du) G (d du) :|| x 4

RIFF: A string 0 3 0 3 0 5 7 x 4

## VERSE 1

I [Am] know it's out of fashion, [D] and a [G] trifle un [Am] cool [D] [G]  
But [Am] I can't help it, [D] I'm a [G] romantic [Am] fool [D] [G]  
It's a [Am] habit of mine, [D] to watch the [G] sun go [Am] down [D] [G]  
On [Am] Echo Beach, [D] I watch the [G] sun go [Am] down [D] [G]

## CHORUS (Strum, Du-du-du-du then Island on last chord)

From [G] nine to five I have to spend my [D] time at work,  
My [G] job is very boring, I'm an [D] office clerk.  
The [Am] only thing that helps me pass the [Em] time away,  
Is [Am] knowing I'll be back at Echo [Em] Beach some day.

[F] x 4 [G] x 4 ||: Island [Am] [G] [Em] D du [F] [G] :||

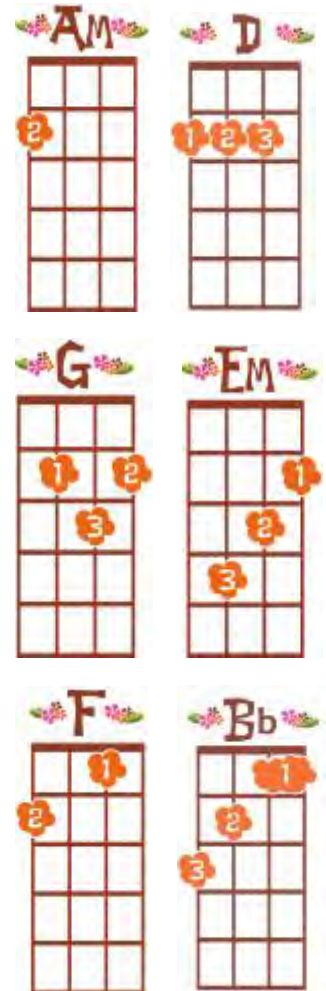
Am (hold for 4, then pause for 4)

INTRO: Am (Island), D (d du) G (d du) :|| x 2

RIFF: A string 0 3 0 3 0 5 7 x 2

## VERSE 2

On [Am] silent summer evenings, [D] the sky's a[G]live with [Am] lights [D] [G]  
A [Am] building in the distance, [D] surreal[G]istic [Am] sight. [D] [G]  
On [Am] Echo Beach, [D] waves make the [G] only [Am] sound. [D] [G]  
On [Am] Echo Beach, [D] there's not a [G] soul a[Am]round [D] [G]



## CHORUS

From **[G]** nine to five I have to spend my **[D]** time at work,

My **[G]** job is very boring, I'm an **[D]** office clerk.

The **[Am]** only thing that helps me pass the **[Em]** time away,

Is **[Am]** knowing I'll be back at Echo **[Em]** Beach some day.

||: x 4 strums **[F] [G] [Bb] [C]** :||

**Island on each except F and G (D du D du)**

**[Am]** Echo Beach, **[G]** far away in time.

**[Em]** Echo Beach, **[F]** far away **[G]** in time.

**[Am]** Echo Beach, **[G]** far away in time.

**[Em]** Echo Beach, **[F]** far away **[G]** in time.

**REPEAT** end on **[Am]** x 3 down Echo Beach!

# Crazy

By Willie Nelson



Strum = D - du D - du

1 2+ 3 4+

INTRO – melody picking with down strums

↓ pick pick   ↓ pick pick   ↓ pick pick   ↓ pick pick   ↓ pick pick   ↓ pick   d du   d du  
 [F/C] - [Em]   [Dm] - [C#dim7]   [Dm] - [Em7]   [C] - [G+]

A:	-----3--0-----2-----0-----1-----0-----2-----3-----2
E:	-----1--1-----3--3-----1--1-----0--0-----1--1--1-----0--0-----0-----3
C:	-----0-----4--4-----2--2-----1--1-----2-----2-----0-----3
G:	-----2-----0-----2-----0-----2-----0-----0-----0-----0

## Verse 1

[C] Crazy, I'm [A7] crazy for feeling so [Dm] lonely [Dm7]  
 I'm [G7] crazy, [G7] crazy for feeling so blue [C - C#dim7] [Dm7 - G7]  
 I [C] knew you'd [A7] love me as long as you [Dm] wanted [Dm7]  
 And then [G7] someday you'd [G7] leave me for somebody new [C - F] [C - C7]

## Bridge

[F] Worry, [F] why do I let myself worry? [C] [C7]  
 [D7] Wond'ring [D7] what in the world did I do? [G7 - Dm] [G - G+]

[C] Crazy for [A7] thinking that my love could [Dm] hold you.... [Dm7]

↓ ↓ ↓ ↓ ↓ ↓ ↓ ↓

I'm [Fmaj7] crazy for [Em] trying and [Dm7] crazy for [C#dim7] crying

↓ ↓ ↓ ↓

And I'm [Dm7] crazy for [Em7] loving you [C - G+] (d du - d du) 1<sup>st</sup> time turnaround to Verse 1

[C] (d du - d du) 2<sup>nd</sup> time to coda

## Coda

↓ ↓ ↓ ↓

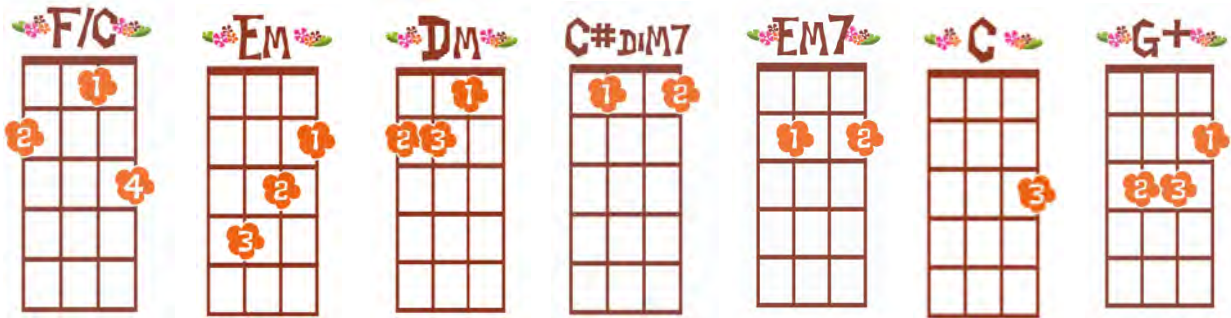
I'm [Fmaj7] crazy for [Em] trying and [Dm7] crazy for [C#dim7] crying

And I'm [Dm7] crazy..... for [Em7] loving..... You... [C] [C - C6] ↓

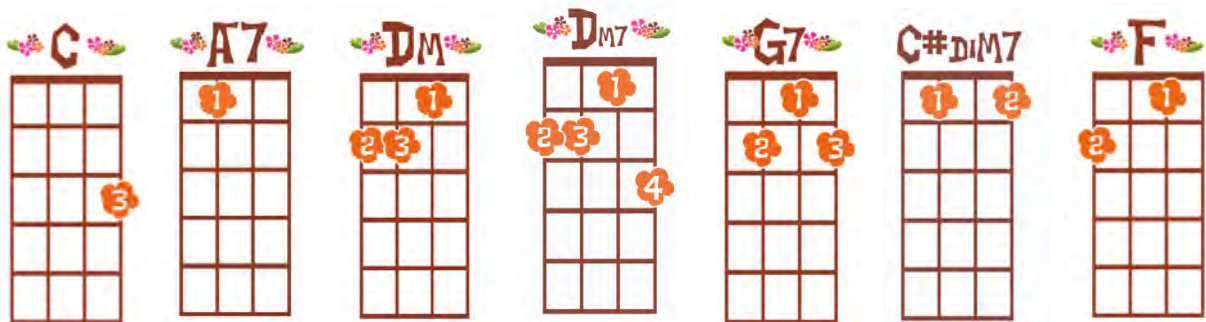
(d du) - Bar 12th fret



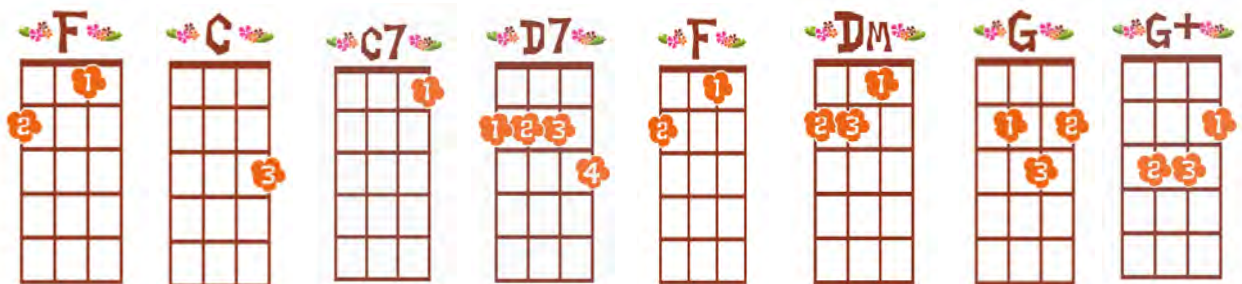
CHORDS FOR INTRO PICKING



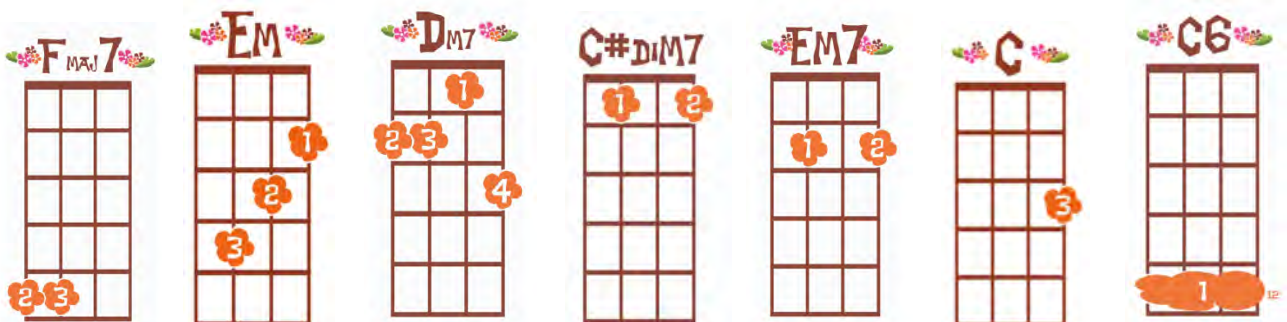
CHORDS FOR VERSE



CHORDS FOR BRIDGE



CHORDS FOR CODA

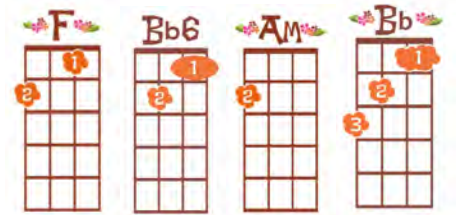


# What A Wonderful World

Louis Armstrong

Strum = Two down strums on each chord

**INTRO:** [F] [Bb6] [F] [Bb6]




## Verse 1

I see [F] trees of [Am] green, [Bb] red roses [Am] too  
[Gm7] I see them [F] bloom [A7] for me and [Dm] you  
And I [C#] think to myself [C#] [Gm7] What a [C7] wonderful  
[F] world [F+] [Bbmaj7] [C7]



## Verse 2

I see [F] skies of [Am] blue [Bb] and clouds of [Am] white  
The [Gm7] bright blessed [F] day, the [A7] dark sacred [Dm] night  
And I [C#] think to myself [C#] [Gm7] What a [C7] wonderful  
[F] world [Bb] [F] [F]



## Bridge

The [C7] colours of the [C7] rainbow, so [F] pretty in the [F] sky  
Are [C7] also on the [C7] faces of [F] people goin' [F] by  
I see [Dm] friends shaking [C] hands, saying [Dm] "How do you [C] do?"  
[Dm] They're really [F#dim7] saying,  
[Gm7] ↓ "I [F#dim7] ↓ love [Gm7] ↓ you."



[C7] ↓ I hear [F] babies [Am] cry [Bb] I watch them [Am] grow  
[Gm7] They'll learn much [F] more than [A7] I'll ever [Dm] know  
And I [C#] think to myself [C#] [Gm7] What a [C] wonderful  
[F] world [F] [Cm6] [D7]



Yes I [Gm7] think to my-[Gm7]-self [C#dim7] ↓  
What a wonderful [F] world [Bb6] [F] [F] ↓

5<sup>th</sup> fret 5558

